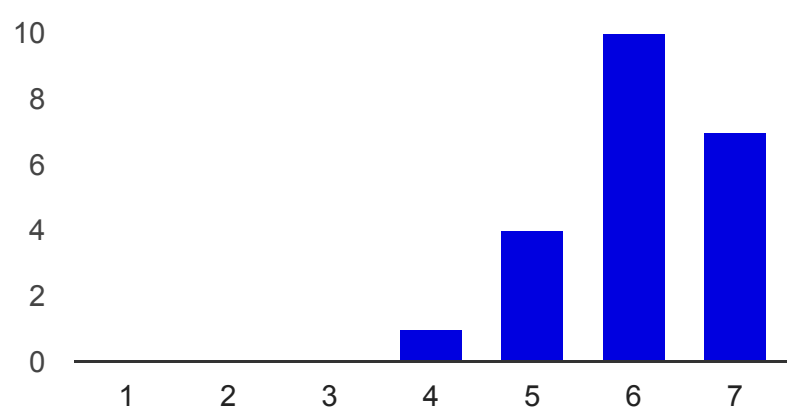


24 responses

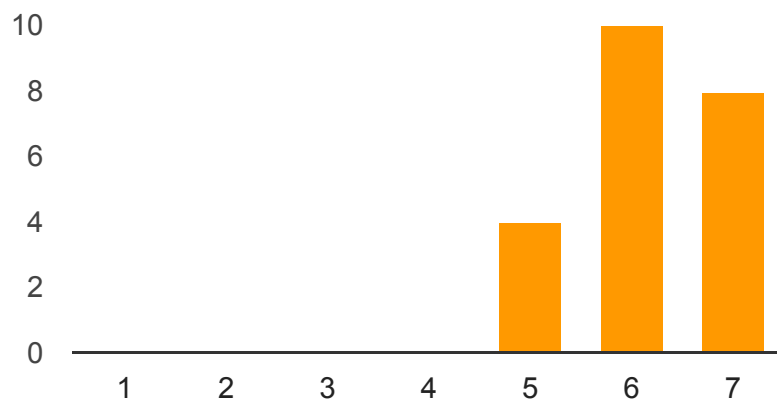
Summary

The aims of the meeting were well-defined



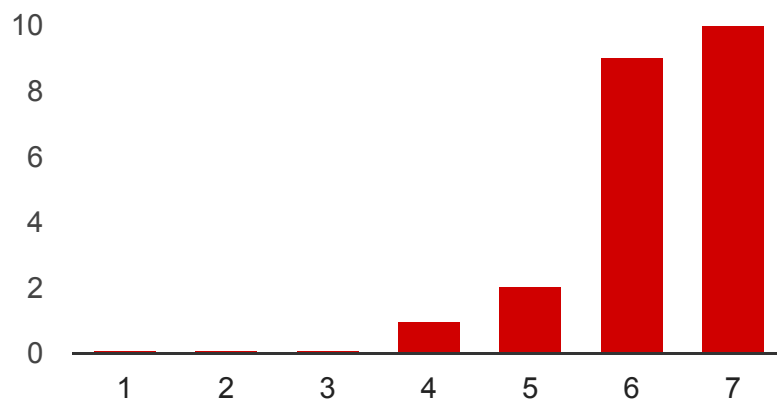
Poor: 1	0	0%
2	0	0%
3	0	0%
4	1	4.5%
5	4	18.2%
6	10	45.5%
Excellent: 7	7	31.8%
Poor: 1	0	0%
2	0	0%
3	0	0%
4	1	4.5%
5	4	18.2%
6	10	45.5%
Excellent: 7	7	31.8%

The defined aims of the meeting were achieved



Excellent: 7	8	36.4%
Poor: 1	0	0%
2	0	0%
3	0	0%
4	0	0%
5	4	18.2%
6	10	45.5%
Excellent: 7	8	36.4%

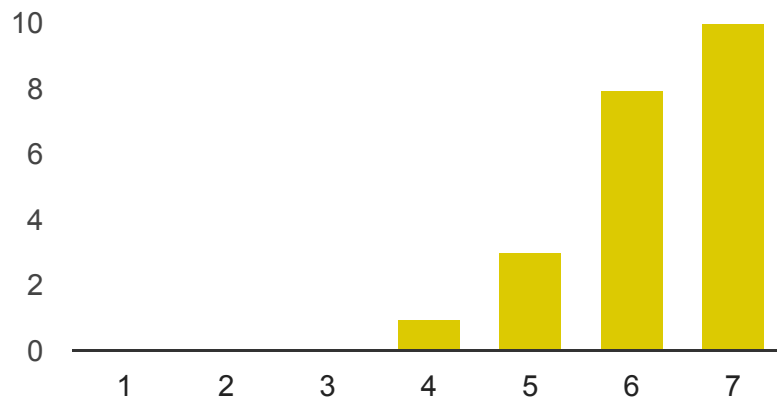
The meeting was well organised



Poor: 1	0	0%
2	0	0%
3	0	0%
4	1	4.5%
5	2	9.1%
6	9	40.9%
Excellent: 7	10	45.5%
Poor: 1	0	0%
2	0	0%
3	0	0%
4	1	4.5%
5	2	9.1%
6	9	40.9%

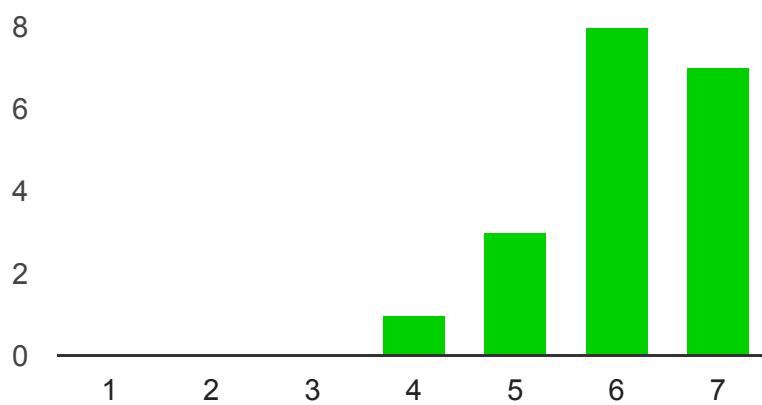
Excellent: 7 **10** 45.5%

The course fulfilled my educational requirements



Poor: 1	0	0%
2	0	0%
3	0	0%
4	1	4.5%
5	3	13.6%
6	8	36.4%
Excellent: 7	10	45.5%
Poor: 1	0	0%
2	0	0%
3	0	0%
4	1	4.5%
5	3	13.6%
6	8	36.4%
Excellent: 7	10	45.5%

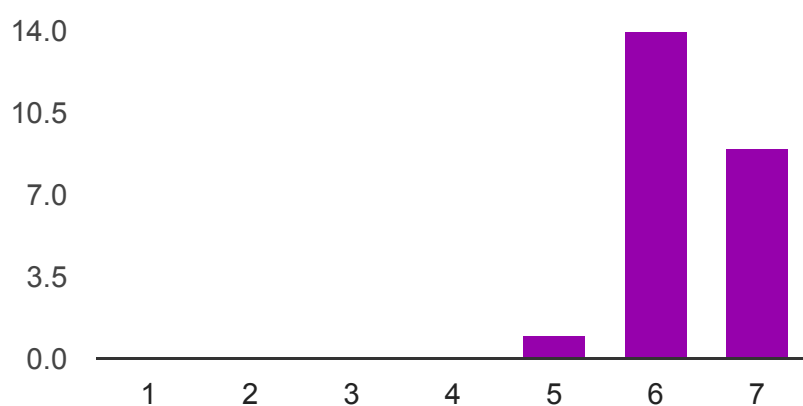
Anatomic structure and function of the vocal cord, surgical overview



Poor: 1	0	0%
2	0	0%

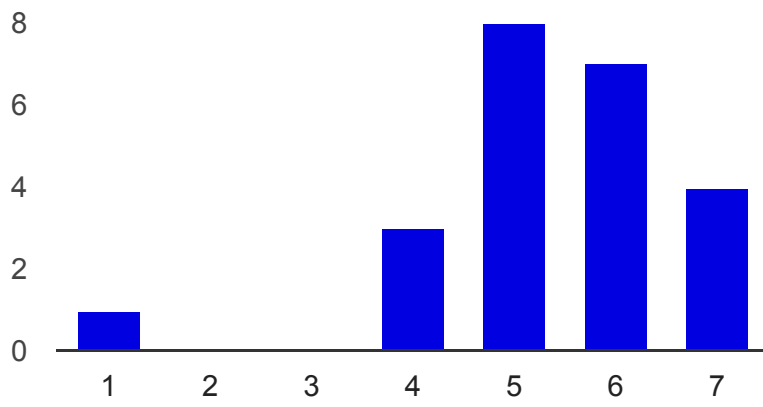
3	0	0%
4	1	5.3%
5	3	15.8%
6	8	42.1%
Excellent: 7	7	36.8%
Poor: 1	0	0%
2	0	0%
3	0	0%
4	1	5.3%
5	3	15.8%
6	8	42.1%
Excellent: 7	7	36.8%

Injection Laryngoplasty



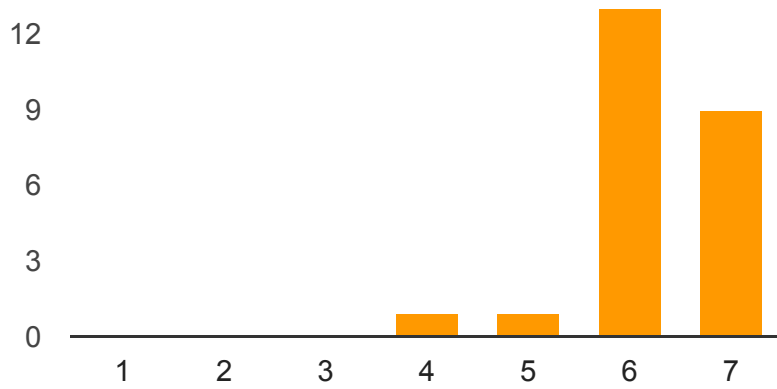
Poor: 1	0	0%
2	0	0%
3	0	0%
4	0	0%
5	1	4.2%
6	14	58.3%
Excellent: 7	9	37.5%
Poor: 1	0	0%
2	0	0%
3	0	0%
4	0	0%
5	1	4.2%
6	14	58.3%
Excellent: 7	9	37.5%

Role of speech therapist



Poor: 1	1	4.3%
2	0	0%
3	0	0%
4	3	13%
5	8	34.8%
6	7	30.4%
Excellent: 7	4	17.4%
Poor: 1	1	4.3%
2	0	0%
3	0	0%
4	3	13%
5	8	34.8%
6	7	30.4%
Excellent: 7	4	17.4%

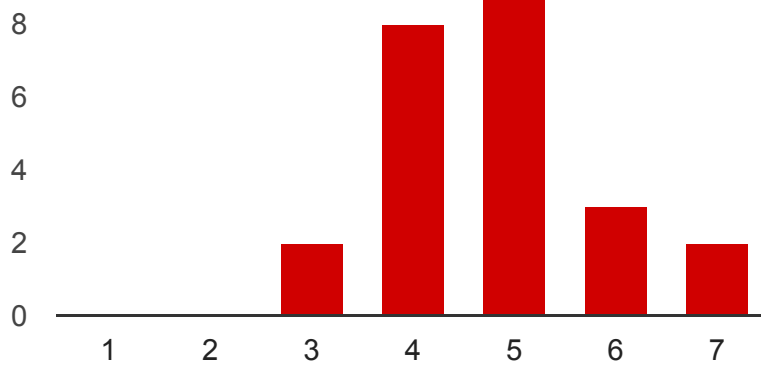
LPR



Poor: 1	0	0%
2	0	0%
3	0	0%
4	1	4.2%
5	1	4.2%
6	13	54.2%
Excellent: 7	9	37.5%

Poor: 1	0	0%
2	0	0%
3	0	0%
4	1	4.2%
5	1	4.2%
6	13	54.2%
Excellent: 7	9	37.5%

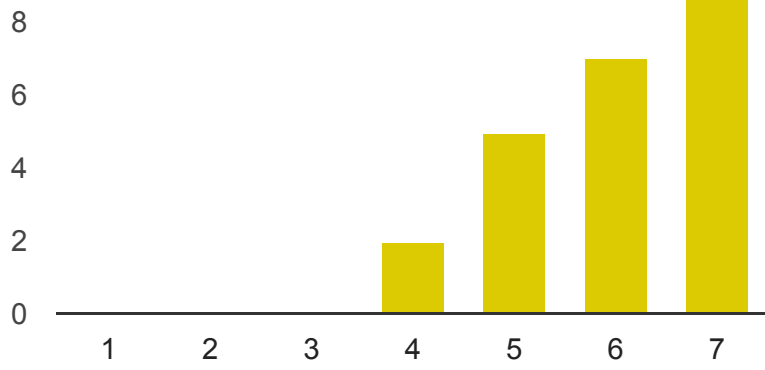
Laryngeal EMG interpretation



Poor: 1	0	0%
2	0	0%
3	2	8.3%
4	8	33.3%
5	9	37.5%
6	3	12.5%
Excellent: 7	2	8.3%

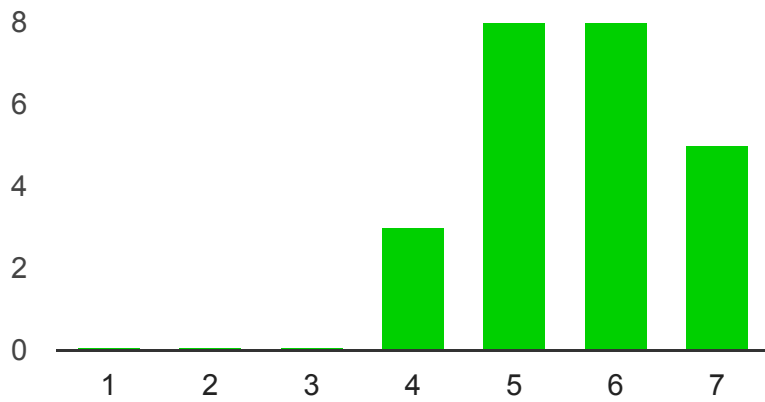
Poor: 1	0	0%
2	0	0%
3	2	8.3%
4	8	33.3%
5	9	37.5%
6	3	12.5%
Excellent: 7	2	8.3%

Selective and Non Selective Laryngeal re-innervation



	6	7	30.4%
Excellent:	7	9	39.1%
Poor:	1	0	0%
	2	0	0%
	3	0	0%
	4	2	8.7%
	5	5	21.7%
	6	7	30.4%
Excellent:	7	9	39.1%

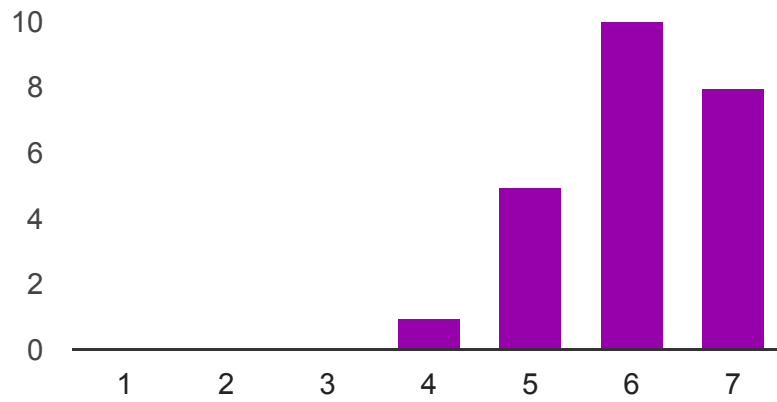
Laryngeal re-innervation UK experience



Poor:	1	0	0%
	2	0	0%
	3	0	0%
	4	3	12.5%
	5	8	33.3%
	6	8	33.3%
Excellent:	7	5	20.8%
Poor:	1	0	0%
	2	0	0%
	3	0	0%
	4	3	12.5%
	5	8	33.3%

6 **8** 33.3%
 Excellent: 7 **5** 20.8%

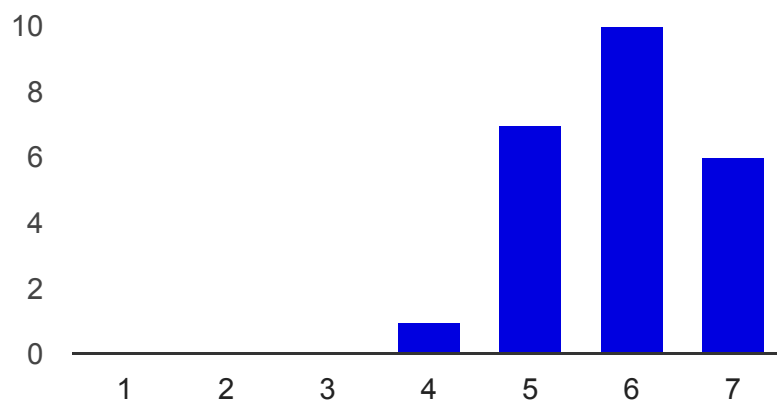
Spasmodic dysphonia & Laser TA



Poor: 1 **0** 0%
 2 **0** 0%
 3 **0** 0%
 4 **1** 4.2%
 5 **5** 20.8%
 6 **10** 41.7%
 Excellent: 7 **8** 33.3%

Poor: 1 **0** 0%
 2 **0** 0%
 3 **0** 0%
 4 **1** 4.2%
 5 **5** 20.8%
 6 **10** 41.7%
 Excellent: 7 **8** 33.3%

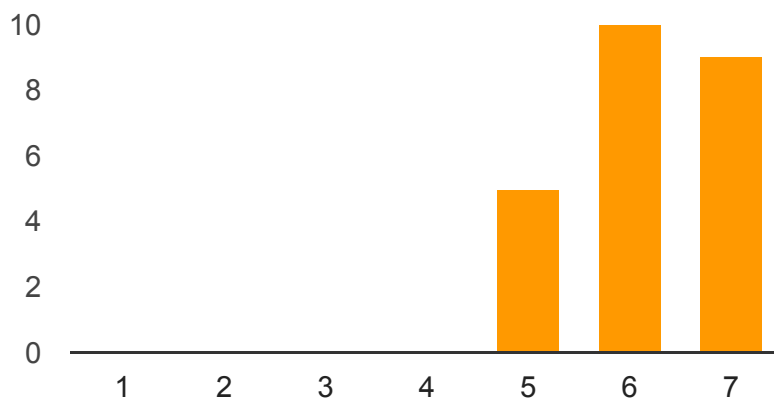
Gender re-assignment voice surgery



Poor: 1 **0** 0%

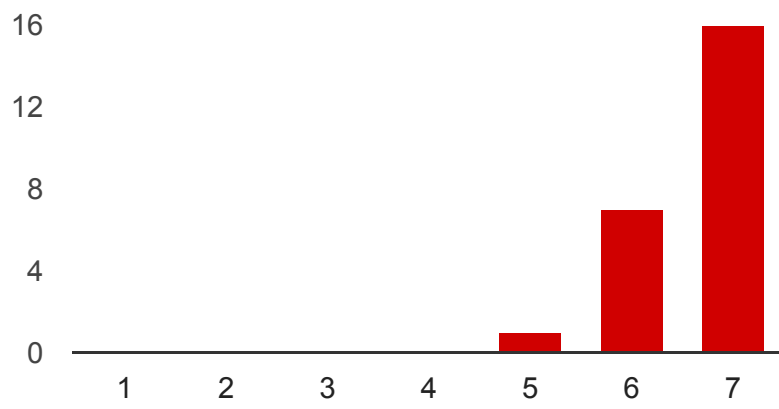
2	0	0%
3	0	0%
4	1	4.2%
5	7	29.2%
6	10	41.7%
Excellent: 7	6	25%
Poor: 1	0	0%
2	0	0%
3	0	0%
4	1	4.2%
5	7	29.2%
6	10	41.7%
Excellent: 7	6	25%

Type 2 thyroplasty for spasmodic dysphonia



Poor: 1	0	0%
2	0	0%
3	0	0%
4	0	0%
5	5	20.8%
6	10	41.7%
Excellent: 7	9	37.5%
Poor: 1	0	0%
2	0	0%
3	0	0%
4	0	0%
5	5	20.8%
6	10	41.7%
Excellent: 7	9	37.5%

Laryngeal framework surgery



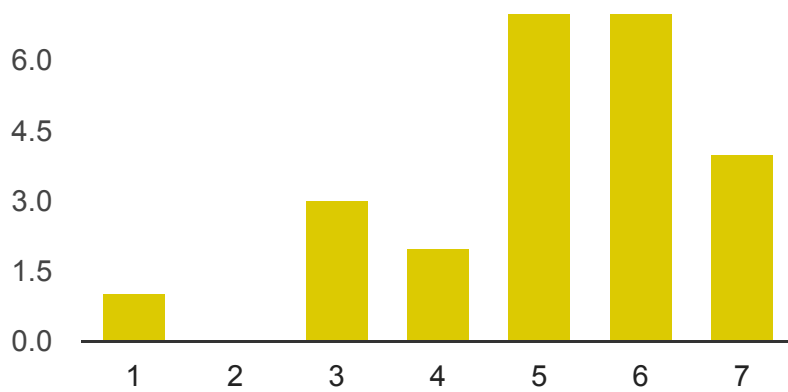
Poor: 1 **0** 0%
 2 **0** 0%
 3 **0** 0%
 4 **0** 0%
 5 **1** 4.2%
 6 **7** 29.2%

Excellent: 7 **16** 66.7%

Poor: 1 **0** 0%
 2 **0** 0%
 3 **0** 0%
 4 **0** 0%
 5 **1** 4.2%
 6 **7** 29.2%

Excellent: 7 **16** 66.7%

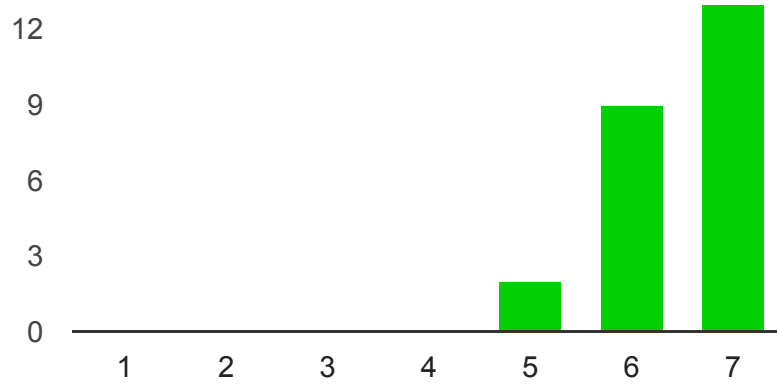
Innovations: Laryngeal reconstruction surgery



Poor: 1 **1** 4.2%
 2 **0** 0%
 3 **3** 12.5%
 4 **2** 8.3%
 5 **7** 29.2%
 6 **7** 29.2%

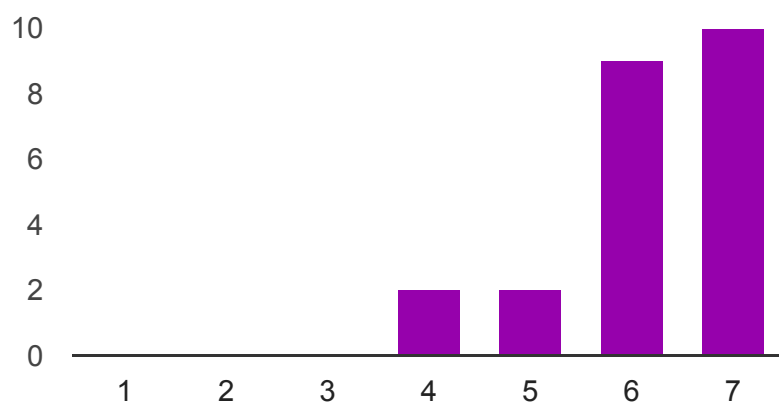
Excellent: 7	4	16.7%
Poor: 1	1	4.2%
2	0	0%
3	3	12.5%
4	2	8.3%
5	7	29.2%
6	7	29.2%
Excellent: 7	4	16.7%

20 top tips in Laryngology



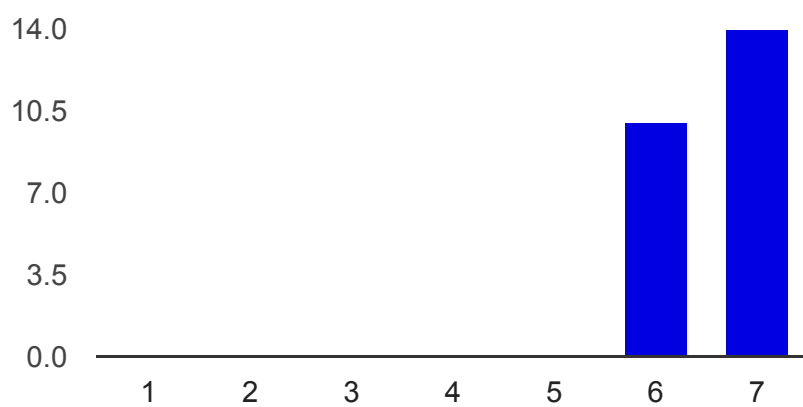
Poor: 1	0	0%
2	0	0%
3	0	0%
4	0	0%
5	2	8.3%
6	9	37.5%
Excellent: 7	13	54.2%
Poor: 1	0	0%
2	0	0%
3	0	0%
4	0	0%
5	2	8.3%
6	9	37.5%
Excellent: 7	13	54.2%

Q & A and video cases



5	2	8.7%
6	9	39.1%
Excellent: 7	10	43.5%
Poor: 1	0	0%
2	0	0%
3	0	0%
4	2	8.7%
5	2	8.7%
6	9	39.1%
Excellent: 7	10	43.5%

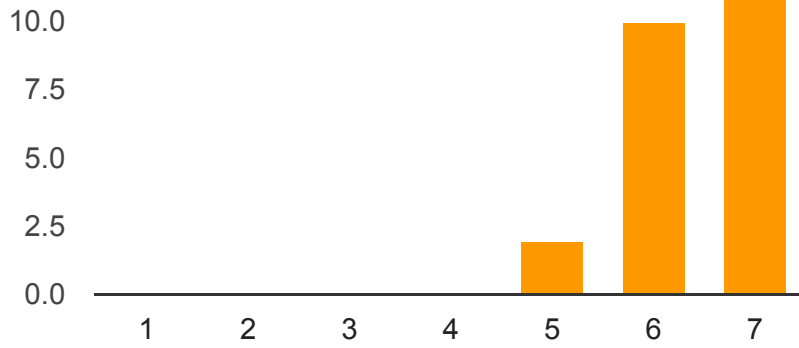
Workshop Injection laryngoplasty



Poor: 1	0	0%
2	0	0%
3	0	0%
4	0	0%
5	0	0%
6	10	41.7%
Excellent: 7	14	58.3%
Poor: 1	0	0%
2	0	0%
3	0	0%
4	0	0%

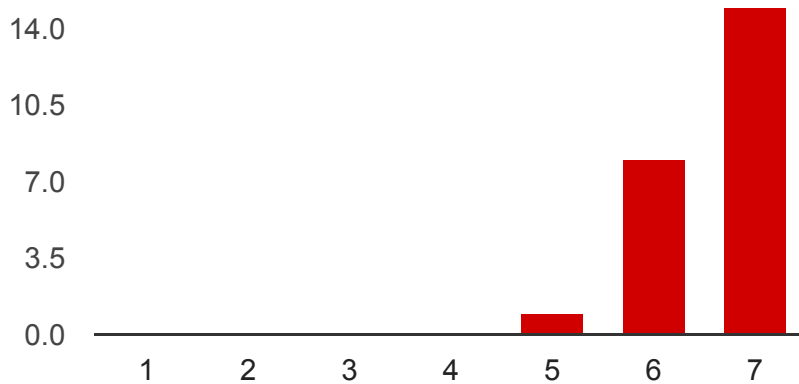
5	0	0%
6	10	41.7%
Excellent: 7	14	58.3%

Workshop Laryngeal innervation



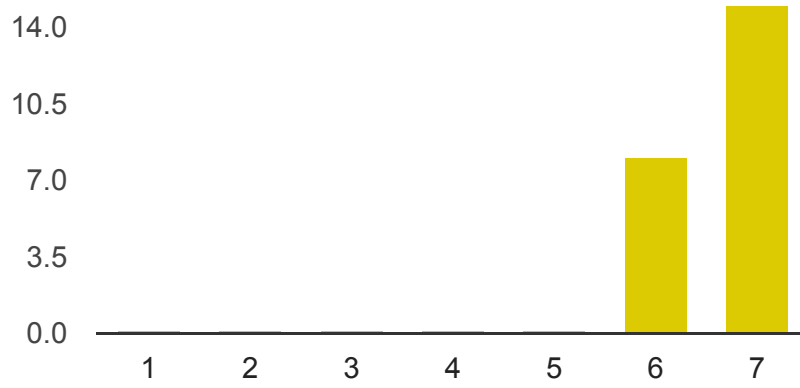
Poor: 1	0	0%
2	0	0%
3	0	0%
4	0	0%
5	2	8.3%
6	10	41.7%
Excellent: 7	12	50%
Poor: 1	0	0%
2	0	0%
3	0	0%
4	0	0%
5	2	8.3%
6	10	41.7%
Excellent: 7	12	50%

Workshop Laryngeal framework



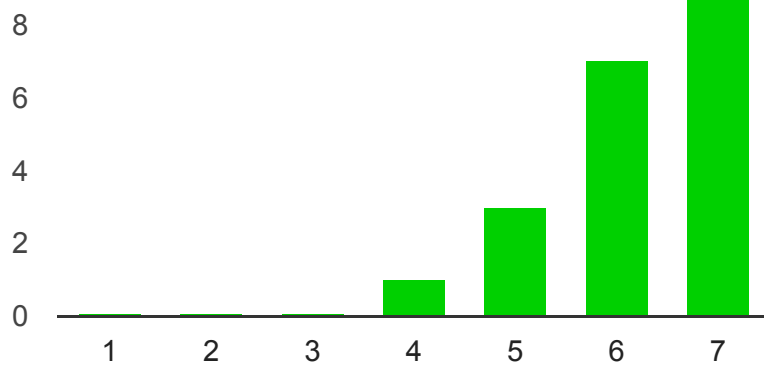
Poor: 1	0	0%
2	0	0%
3	0	0%
4	0	0%
5	1	4.2%
6	8	33.3%
Excellent: 7	15	62.5%
Poor: 1	0	0%
2	0	0%
3	0	0%
4	0	0%
5	1	4.2%
6	8	33.3%
Excellent: 7	15	62.5%

Workshop hands-on fresh cadaver



Poor: 1	0	0%
2	0	0%
3	0	0%
4	0	0%
5	0	0%
6	8	34.8%
Excellent: 7	15	65.2%
Poor: 1	0	0%
2	0	0%
3	0	0%
4	0	0%
5	0	0%
6	8	34.8%
Excellent: 7	15	65.2%

Round table discussion



Poor: 1 **0** 0%

2 **0** 0%

3 **0** 0%

4 **1** 5%

5 **3** 15%

6 **7** 35%

Excellent: 7 **9** 45%

Poor: 1 **0** 0%

2 **0** 0%

3 **0** 0%

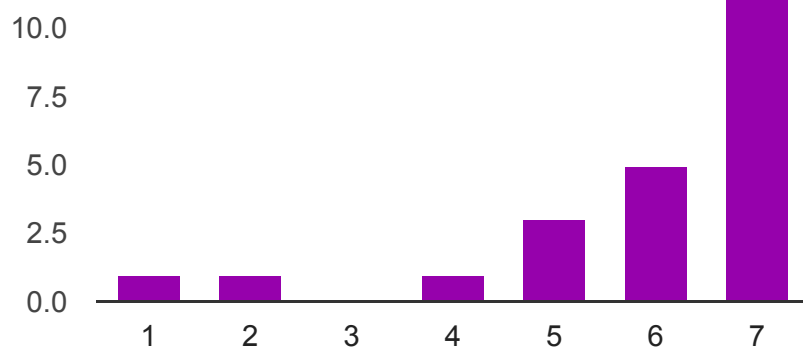
4 **1** 5%

5 **3** 15%

6 **7** 35%

Excellent: 7 **9** 45%

Venue of the meeting



Poor: 1 **1** 4.3%

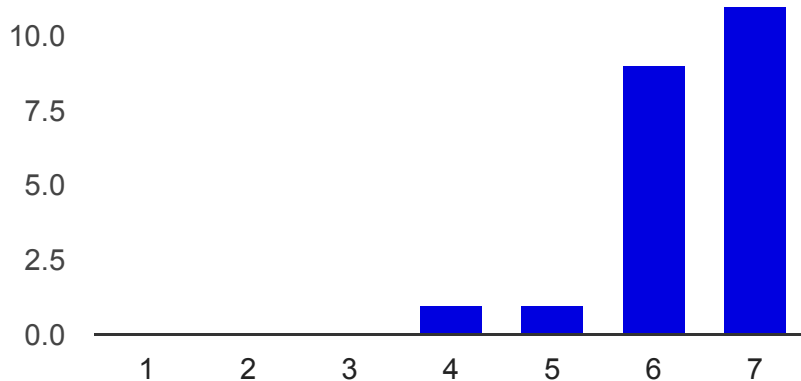
2 **1** 4.3%

3 **0** 0%

4 **1** 4.3%

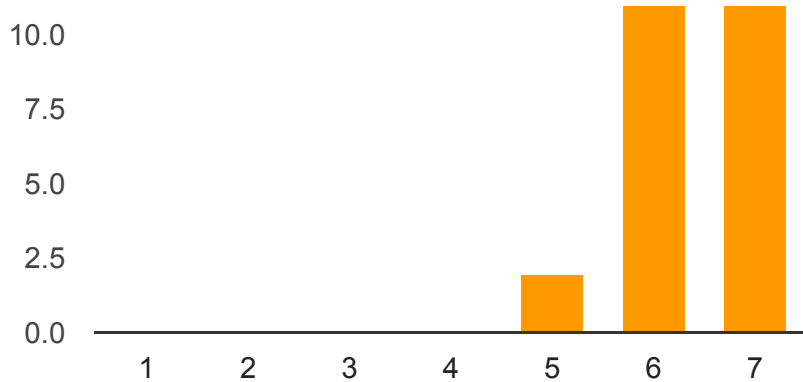
5	3	13%
6	5	21.7%
Excellent: 7	12	52.2%
Poor: 1	1	4.3%
2	1	4.3%
3	0	0%
4	1	4.3%
5	3	13%
6	5	21.7%
Excellent: 7	12	52.2%

Overall score of the meeting



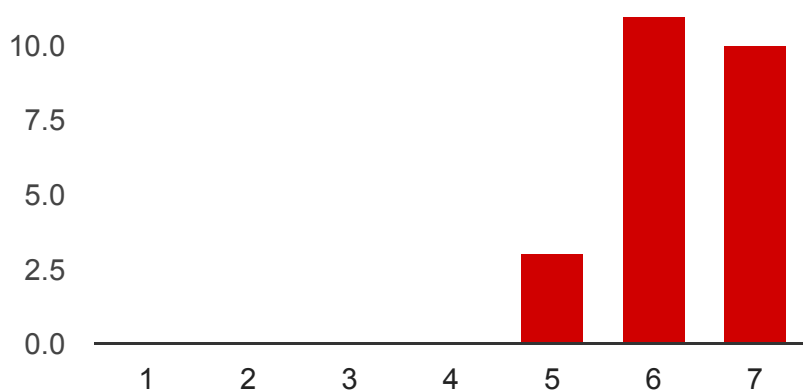
Poor: 1	0	0%
2	0	0%
3	0	0%
4	1	4.5%
5	1	4.5%
6	9	40.9%
Excellent: 7	11	50%
Poor: 1	0	0%
2	0	0%
3	0	0%
4	1	4.5%
5	1	4.5%
6	9	40.9%
Excellent: 7	11	50%

The course will improve my practice



3	0	0%
4	0	0%
5	2	8.3%
6	11	45.8%
Excellent: 7	11	45.8%
Poor: 1	0	0%
2	0	0%
3	0	0%
4	0	0%
5	2	8.3%
6	11	45.8%
Excellent: 7	11	45.8%

What I have gained from this meeting will benefit my patients



Poor: 1	0	0%
2	0	0%
3	0	0%
4	0	0%
5	3	12.5%
6	11	45.8%
Excellent: 7	10	41.7%
Poor: 1	0	0%
2	0	0%

3	0	0%
4	0	0%
5	3	12.5%
6	11	45.8%
Excellent: 7	10	41.7%

Additional comments

The lab is fantastic. The ventilation of the seminar is not.

The lecture room is unacceptable compared to the number of people. Overall was a great course that I will recommend to other colleagues

The video cases is a good avenue for delegates to discuss their cases with faculties. Please continue with this. The faculties involved in this course have shared with us their experiences, discussions that are evidence based which I find extremely encouraging

Excellent faculty. Really enjoyed the course. Keep up the good work

An excellent course with emphasis on practical procedures. Only criticism- exhausted by end of the day especially on monday with back to back lectures. Combination of lectures and dissection on second day excellent.

May be put in an electromyography live in a 3 day phonosurgery course. Loved it. Must make it 3-4 days. So much to learn

Days very long. It is preferable to have a break before the dinner in the evening for a shower etc. Otherwise excellent. Could be better to split the day into lectures & dissections

Very good equipment and exactly enough time for dissection. The course speakers were excellent

Live surgery 3 days not the 2 days (very intense course) Some videos, live surgery to be sent to ENT Master class website

I found the time of the dissection OK. It could be quite longer. Generally I was very satisfied that's why i am coming next year again. Thanks a lot.

Perhaps a mixture of activities in the first day

I found it a good balance of fluency, cases and practical. Liked the practical tips in injection laryngoplasty. Struggle to follow LEMG. Innovation-WOW!

The lecture room is too small and warm

More time for dissection

The lab is fantastic. The ventilation of the seminar is not.

The lecture room is unacceptable compared to the number of people. Overall was a great course that I will recommend to other colleagues

The video cases is a good avenue for delegates to discuss their cases with faculties. Please continue with this. The faculties involved in this course have shared with us their experiences, discussions that are evidence based which I find extremely encouraging

Excellent faculty. Really enjoyed the course. Keep up the good work

An excellent course with emphasis on practical procedures. Only criticism- exhausted by end of the day especially on monday with back to back lectures. Combination of lectures and dissection on second day excellent.

May be put in an electromyography live in a 3 day phonosurgery course. Loved it. Must make it 3-4 days. So much to learn

Days very long. It is preferable to have a break before the dinner in the evening for a shower etc. Otherwise excellent. Could be better to split the day into lectures & dissections

Very good equipment and exactly enough time for dissection. The course speakers were excellent

Live surgery 3 days not the 2 days (very intense course) Some videos, live surgery to be sent to ENT Master class website

I found the time of the dissection OK. It could be quite longer. Generally I was very satisfied that's why i am coming next year again. Thanks a lot.

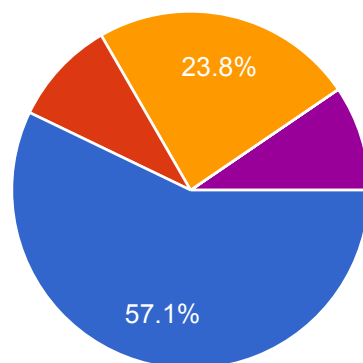
Perhaps a mixture of activities in the first day

I found it a good balance of fluency, cases and practical. Liked the practical tips in injection laryngoplasty. Struggle to follow LEMG. Innovation-WOW!

The lecture room is too small and warm

More time for dissection

Your grade



Consultant	12	57.1%
SAS	2	9.5%
SpR	5	23.8%
SHO	0	0%
Others	2	9.5%
Consultant	12	57.1%
SAS	2	9.5%
SpR	5	23.8%
SHO	0	0%
Others	2	9.5%

The aims of the meeting were well-defined

The defined aims of the meeting were achieved

The meeting was well organised

The course fulfilled my educational requirements

Anatomic structure and function of the vocal cord, surgical overview

Injection Laryngoplasty

Role of speech therapist

LPR

Laryngeal EMG interpretation

Selective and Non Selective Laryngeal re-innervation

Laryngeal re-innervation UK experience

Spasmodic dysphonia & Laser TA

Gender re-assignment voice surgery

Type 2 thyroplasty for spasmodic dysphonia

Laryngeal framework surgery

Innovations: Laryngeal reconstruction surgery

20 top tips in Laryngology

Q & A and video cases

Workshop Injection laryngoplasty

Workshop Laryngeal innervation

Workshop Laryngeal framework

Workshop hands-on fresh cadaver

Round table discussion

Venue of the meeting

Overall score of the meeting

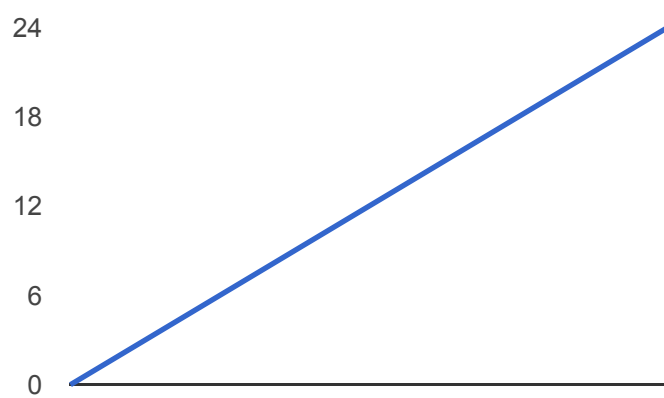
The course will improve my practice

What I have gained from this meeting will benefit my patients

Additional comments

Your grade

Number of daily responses



Number of daily responses

Summary