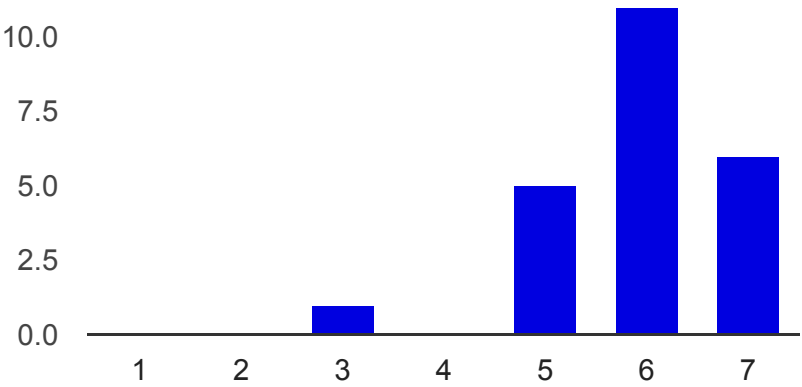


25 responses

[View all responses](#)

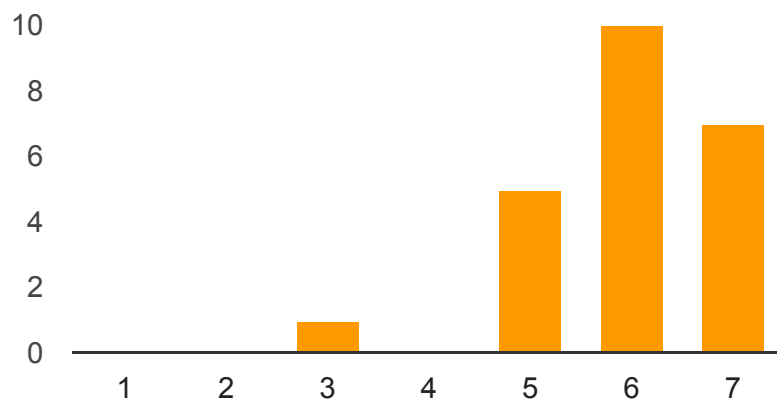
Summary

The aims of the meeting were well-defined



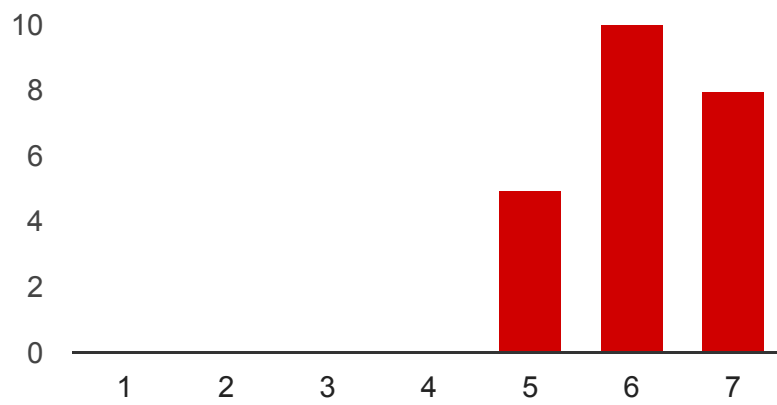
Poor: 1	0	0%
2	0	0%
3	1	4.3%
4	0	0%
5	5	21.7%
6	11	47.8%
Excellent: 7	6	26.1%
Poor: 1	0	0%
2	0	0%
3	1	4.3%
4	0	0%
5	5	21.7%
6	11	47.8%
Excellent: 7	6	26.1%

The defined aims of the meeting were achieved



Excellent: 7	7	30.4%
Poor: 1	0	0%
2	0	0%
3	1	4.3%
4	0	0%
5	5	21.7%
6	10	43.5%
Excellent: 7	7	30.4%

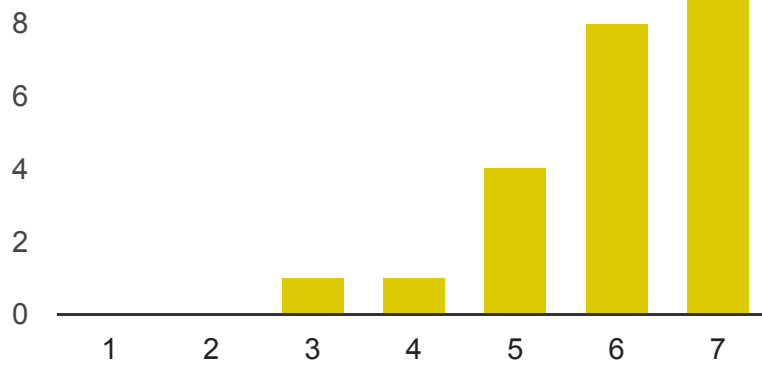
The meeting was well organised



Poor: 1	0	0%
2	0	0%
3	0	0%
4	0	0%
5	5	21.7%
6	10	43.5%
Excellent: 7	8	34.8%
Poor: 1	0	0%
2	0	0%
3	0	0%
4	0	0%
5	5	21.7%
6	10	43.5%

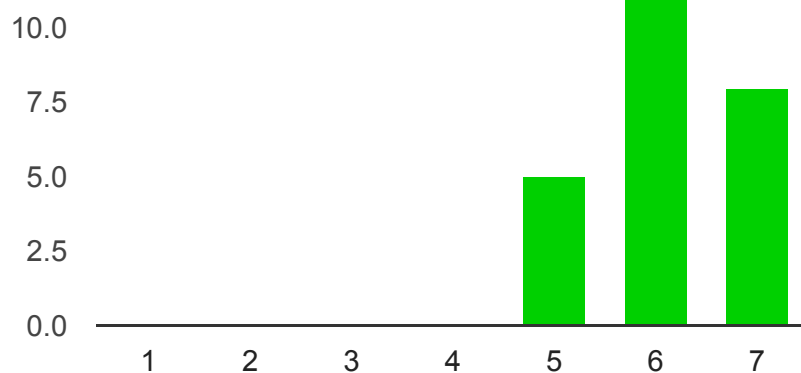
Excellent: 7 **8** 34.8%

The course fulfilled my educational requirements



Poor: 1	0	0%
2	0	0%
3	1	4.3%
4	1	4.3%
5	4	17.4%
6	8	34.8%
Excellent: 7	9	39.1%
Poor: 1	0	0%
2	0	0%
3	1	4.3%
4	1	4.3%
5	4	17.4%
6	8	34.8%
Excellent: 7	9	39.1%

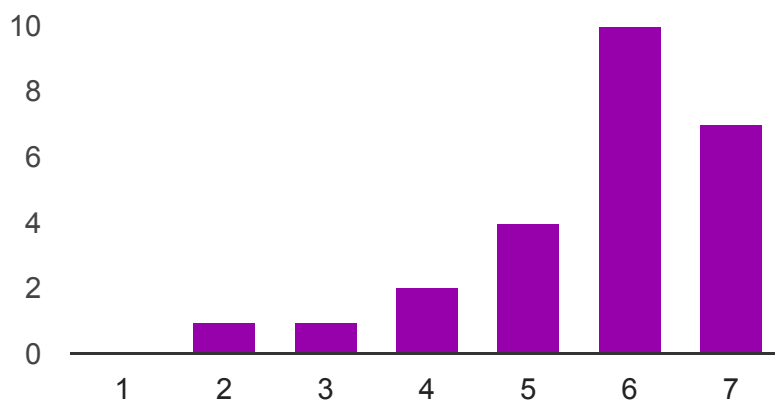
Indications for TNO



Poor: 1	0	0%
2	0	0%

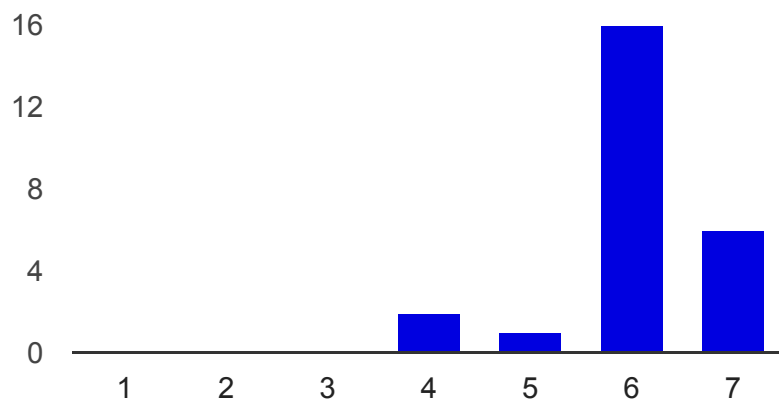
3	0	0%
4	0	0%
5	5	20.8%
6	11	45.8%
Excellent: 7	8	33.3%
Poor: 1	0	0%
2	0	0%
3	0	0%
4	0	0%
5	5	20.8%
6	11	45.8%
Excellent: 7	8	33.3%

TNO take-on in the UK



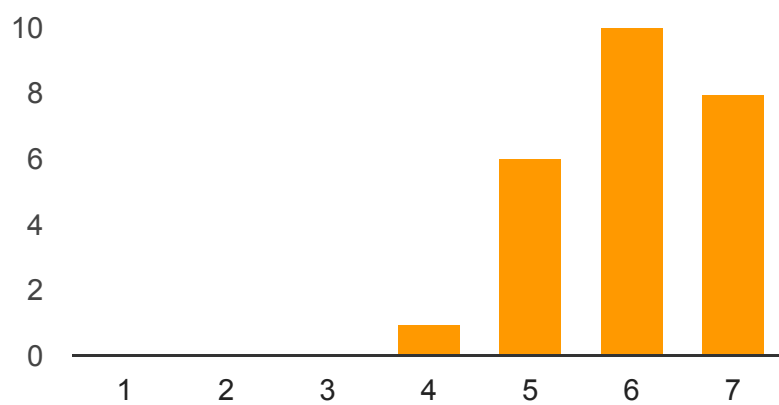
Poor: 1	0	0%
2	1	4%
3	1	4%
4	2	8%
5	4	16%
6	10	40%
Excellent: 7	7	28%
Poor: 1	0	0%
2	1	4%
3	1	4%
4	2	8%
5	4	16%
6	10	40%
Excellent: 7	7	28%

Historical perspective (TNO vs OGD)



Poor: 1	0	0%
2	0	0%
3	0	0%
4	2	8%
5	1	4%
6	16	64%
Excellent: 7	6	24%
Poor: 1	0	0%
2	0	0%
3	0	0%
4	2	8%
5	1	4%
6	16	64%
Excellent: 7	6	24%

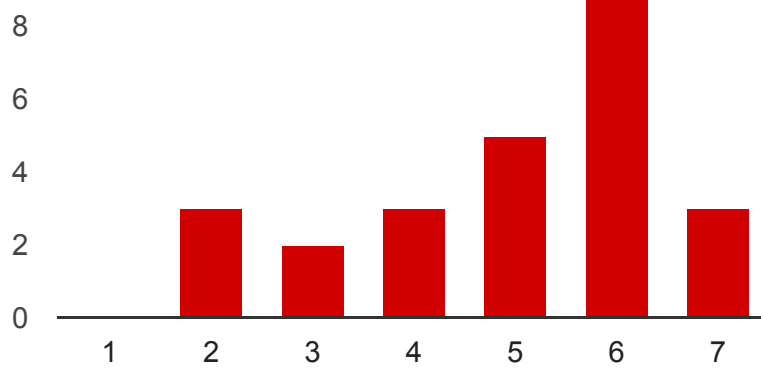
Techniques & Interpretation of TNO



Poor: 1	0	0%
2	0	0%
3	0	0%
4	1	4%
5	6	24%
6	10	40%
Excellent: 7	8	32%

Poor: 1	0	0%
2	0	0%
3	0	0%
4	1	4%
5	6	24%
6	10	40%
Excellent: 7	8	32%

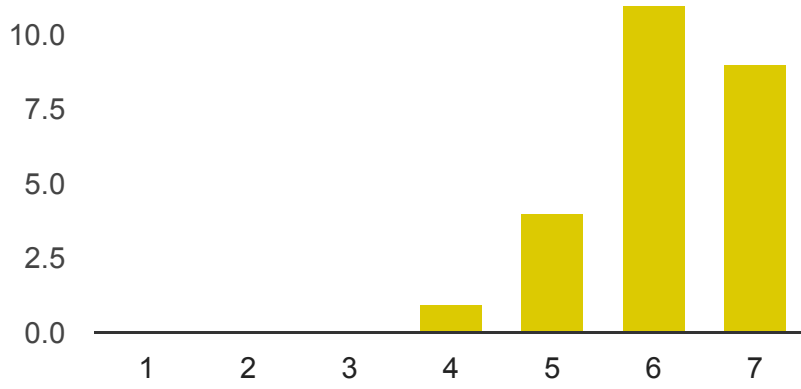
Interpretation of Ba swallow and VFS



Poor: 1	0	0%
2	3	12%
3	2	8%
4	3	12%
5	5	20%
6	9	36%
Excellent: 7	3	12%

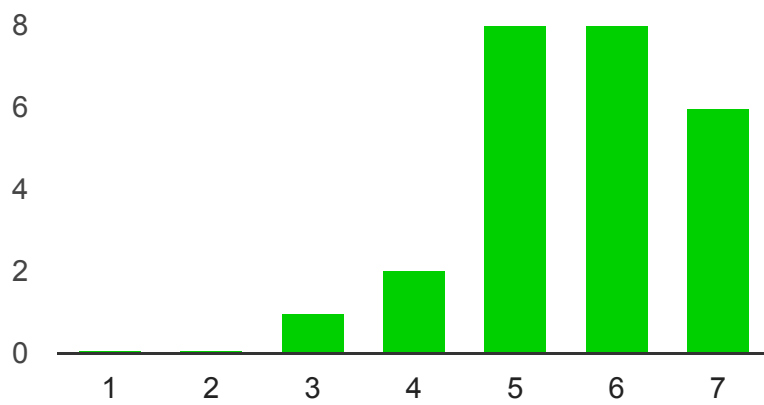
Poor: 1	0	0%
2	3	12%
3	2	8%
4	3	12%
5	5	20%
6	9	36%
Excellent: 7	3	12%

Neoplasia of Oesophagus



6	11	44%
Excellent: 7	9	36%
Poor: 1	0	0%
2	0	0%
3	0	0%
4	1	4%
5	4	16%
6	11	44%
Excellent: 7	9	36%

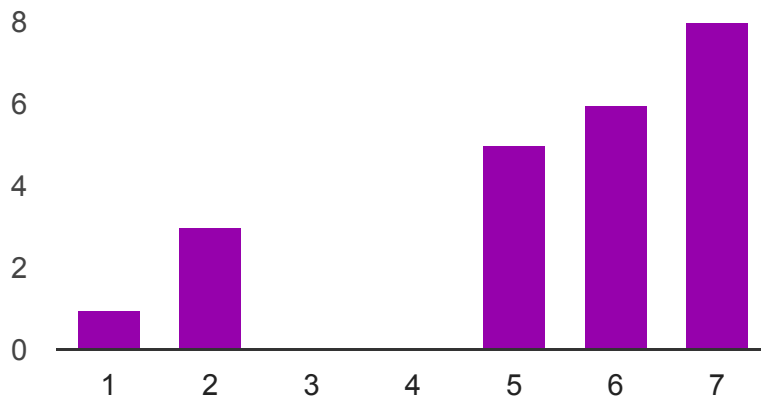
Cricopharyngeal Disorders



Poor: 1	0	0%
2	0	0%
3	1	4%
4	2	8%
5	8	32%
6	8	32%
Excellent: 7	6	24%
Poor: 1	0	0%
2	0	0%
3	1	4%
4	2	8%
5	8	32%

6 8 32%
 Excellent: 7 6 24%

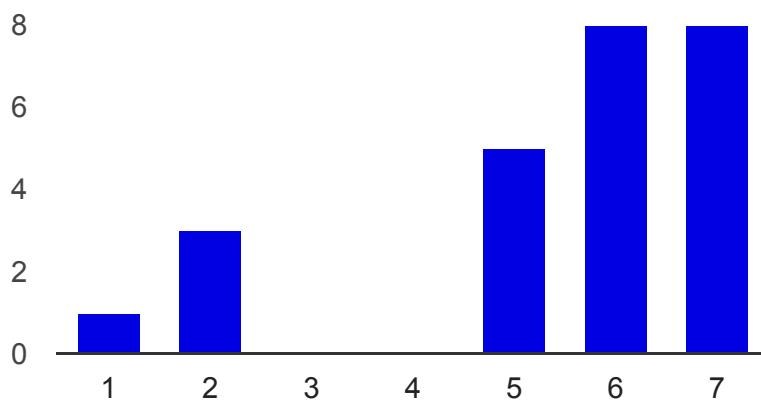
Assessment & Measurement UES



Poor: 1 1 4.3%
 2 3 13%
 3 0 0%
 4 0 0%
 5 5 21.7%
 6 6 26.1%
 Excellent: 7 8 34.8%

Poor: 1 1 4.3%
 2 3 13%
 3 0 0%
 4 0 0%
 5 5 21.7%
 6 6 26.1%
 Excellent: 7 8 34.8%

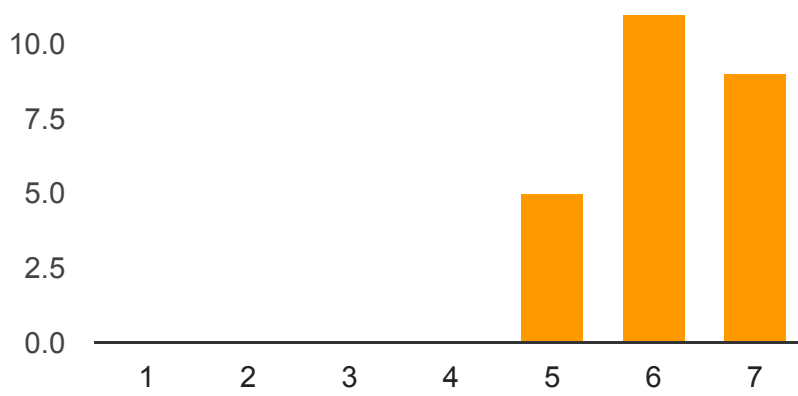
TNO retrograde assessment of postcricoid & Oropharynx



Poor: 1 1 4%

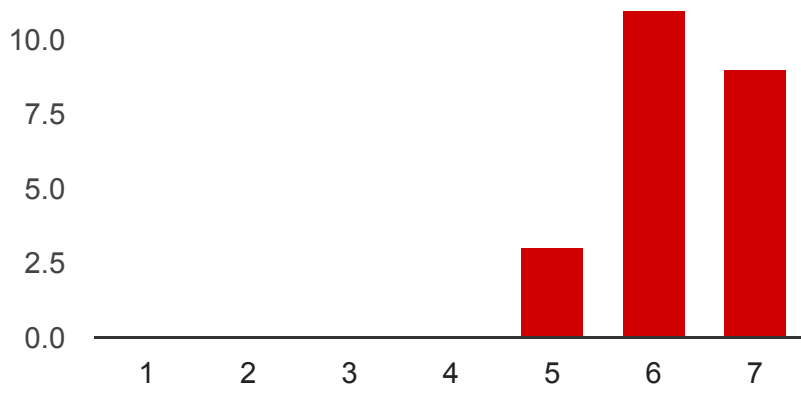
2	3	12%
3	0	0%
4	0	0%
5	5	20%
6	8	32%
Excellent: 7	8	32%
Poor: 1	1	4%
2	3	12%
3	0	0%
4	0	0%
5	5	20%
6	8	32%
Excellent: 7	8	32%

How I do it: Pharyngeal pouch; ext vs endoscopic



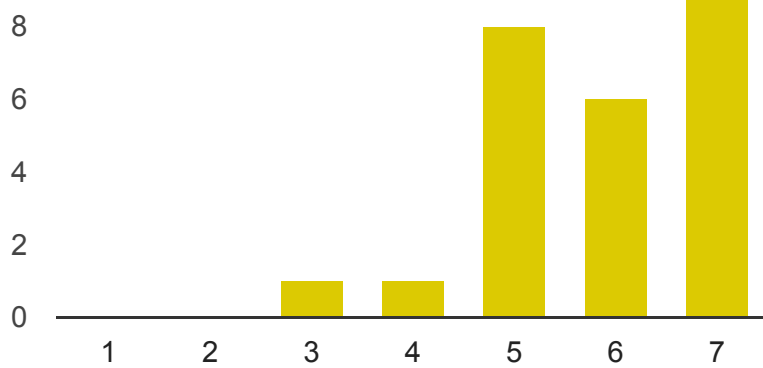
Poor: 1	0	0%
2	0	0%
3	0	0%
4	0	0%
5	5	20%
6	11	44%
Excellent: 7	9	36%
Poor: 1	0	0%
2	0	0%
3	0	0%
4	0	0%
5	5	20%
6	11	44%
Excellent: 7	9	36%

Management of Non-Zenkers Diverticulum



Poor: 1	0	0%
2	0	0%
3	0	0%
4	0	0%
5	3	13%
6	11	47.8%
Excellent: 7	9	39.1%
Poor: 1	0	0%
2	0	0%
3	0	0%
4	0	0%
5	3	13%
6	11	47.8%
Excellent: 7	9	39.1%

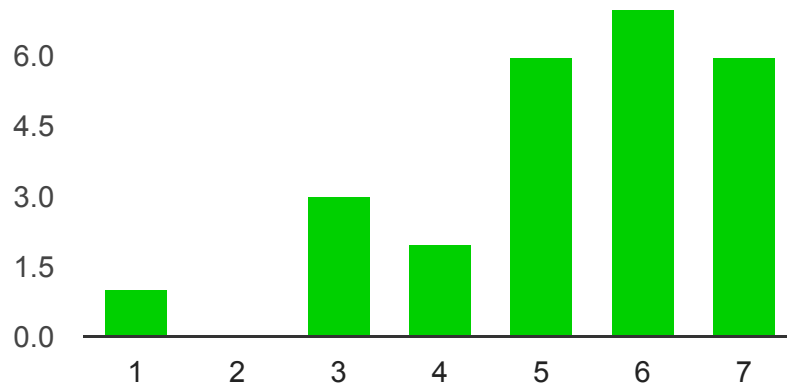
CO2 Laser Pharyngeal pouch



Poor: 1	0	0%
2	0	0%
3	1	4%
4	1	4%
5	8	32%
6	6	24%

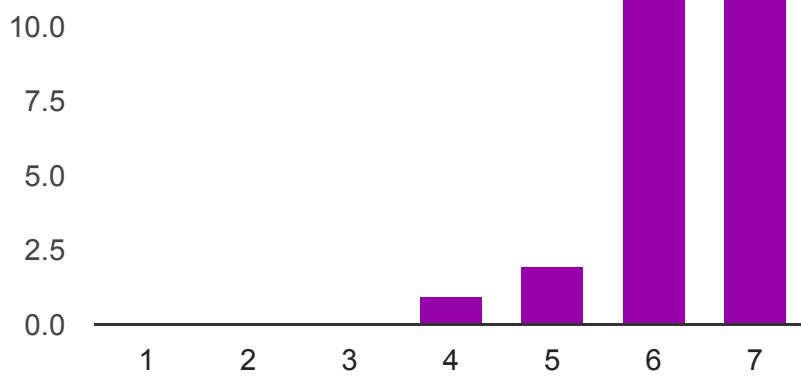
Excellent: 7	9	36%
Poor: 1	0	0%
2	0	0%
3	1	4%
4	1	4%
5	8	32%
6	6	24%
Excellent: 7	9	36%

New approach to treating neurogenic pharyngeal dysphagia



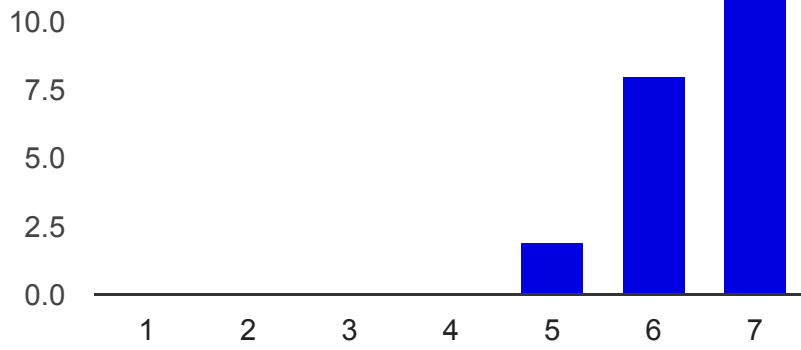
Poor: 1	1	4%
2	0	0%
3	3	12%
4	2	8%
5	6	24%
6	7	28%
Excellent: 7	6	24%
Poor: 1	1	4%
2	0	0%
3	3	12%
4	2	8%
5	6	24%
6	7	28%
Excellent: 7	6	24%

Laryngeal suspension for dysphagia



5	2	8%
6	11	44%
Excellent: 7	11	44%
Poor: 1	0	0%
2	0	0%
3	0	0%
4	1	4%
5	2	8%
6	11	44%
Excellent: 7	11	44%

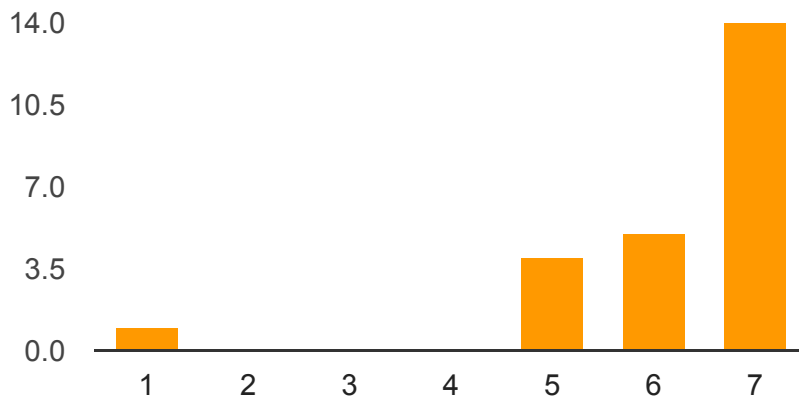
Hands-on TNO & Balloon Dilatation



Poor: 1	0	0%
2	0	0%
3	0	0%
4	0	0%
5	2	9.1%
6	8	36.4%
Excellent: 7	12	54.5%
Poor: 1	0	0%
2	0	0%
3	0	0%
4	0	0%

5	2	9.1%
6	8	36.4%
Excellent: 7	12	54.5%

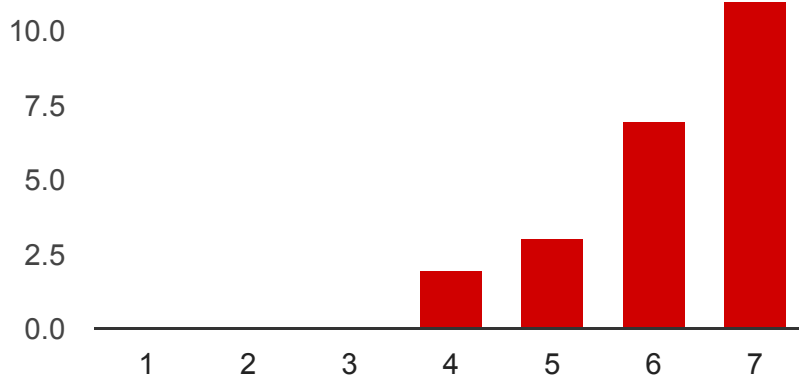
Venue of the meeting



Poor: 1	1	4.2%
2	0	0%
3	0	0%
4	0	0%
5	4	16.7%
6	5	20.8%
Excellent: 7	14	58.3%

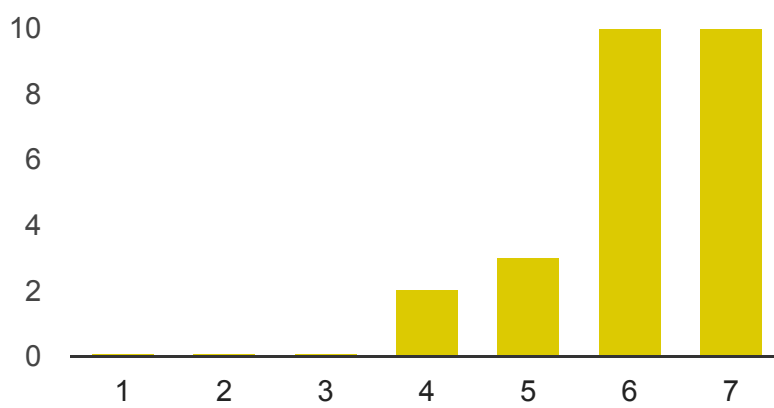
Poor: 1	1	4.2%
2	0	0%
3	0	0%
4	0	0%
5	4	16.7%
6	5	20.8%
Excellent: 7	14	58.3%

Overall score of the meeting



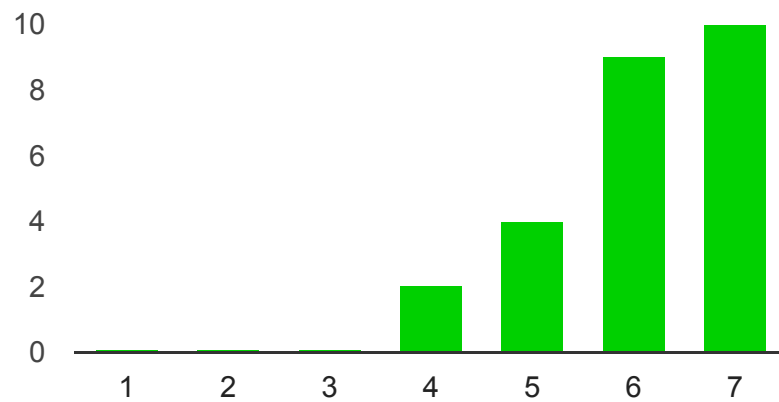
Poor: 1	0	0%
2	0	0%
3	0	0%
4	2	8.7%
5	3	13%
6	7	30.4%
Excellent: 7	11	47.8%
Poor: 1	0	0%
2	0	0%
3	0	0%
4	2	8.7%
5	3	13%
6	7	30.4%
Excellent: 7	11	47.8%

The course will improve my practice



Poor: 1	0	0%
2	0	0%
3	0	0%
4	2	8%
5	3	12%
6	10	40%
Excellent: 7	10	40%
Poor: 1	0	0%
2	0	0%
3	0	0%
4	2	8%
5	3	12%
6	10	40%
Excellent: 7	10	40%

What I have gained from this meeting will benefit my patients



Poor: 1	0	0%
2	0	0%
3	0	0%
4	2	8%
5	4	16%
6	9	36%
Excellent: 7	10	40%
Poor: 1	0	0%
2	0	0%
3	0	0%
4	2	8%
5	4	16%
6	9	36%
Excellent: 7	10	40%

Additional comments

All Professors and staff very helpful. Thank you

Enjoyed learning about techniques that I wasn't familiar with

Wonderfull video of the retrograde assessment of the oral phase. Very enthusiastic faculty

Please more clinical cases presentation

Some lectures were quite far from the ENT area

Hands-on was good- definitely helpful Lectures covered wide range of topics

Excellent TNO indicatios Great TNO take-on UK presentation Interpretation & Technique- great videos Ba swallow lecture should have include real cases not just pictures

Neoplasia oesophagus excellent presentation skills and understood the standard of cases for the meeting

It is very intense listening to 5 hours didactic talks in a warm dark room. It would be helpful to plan the hands-on session to disperse the lectures Excellent venue + refreshments. In addition to balloon it would be helpful to use biopsy forceps through the TNO scope

Went to Coventry TNO course, the best lecture was from a gastroenterologist who did a picture review of all benign & malignant pathology of oesophagus

Fantastic effort done by Yakubu. Thank you very much. Everything was organised very well

Excellent but too much in a day. Definitely two talks could be removed leaving more time for discussion. Well done

Very good venue. Hands-on may need more workstations & more time dedicated. Very good speakers. More time for questions

Nice course. I wish more guideline when to use including standard protocol. What to do first? barium? TNO?, how to combine. Well organised

Radiology lecture can be improved with more videos rather than poor photographs

A bit more time for lectures/questions will be good. May be a 2 day course

I think that some the content should be reconsidered. Overall was OK. Some of the lectures were lacking in a clear "take home message"

Good course. Very useful. Will probably come for next course

Good practical experience

Good that this course provided a multidisciplinary input. Good balance of programme provided for delegates. Well done The hands on was extremely helpful- faculties were extremely supportive

It would be really nice to be able to use suction and insufflation button during the training. The mannequin was broken quickly

Thank very much. Really enjoyed it a lot

All Professors and staff very helpful. Thank you

Enjoyed learning about techniques that I wasn't familiar with

Wonderfull video of the retrograde assessment of the oral phase. Very enthusiastic faculty

Please more clinical cases presentation

Some lectures were quite far from the ENT area

Hands-on was good- definitely helpful Lectures covered wide range of topics

Excellent TNO indicatios Great TNO take-on UK presentation Interpretation & Technique- great videos Ba swallow lecture should have include real cases not just pictures Neoplasia oesophagus excellent presentation skills and understood the standard of cases for the meeting

It is very intense listening to 5 hours didactic talks in a warm dark room. It would be helpful to plan the hands-on session to disperse the lectures Excellent venue + refreshments. In addition to balloon it would be helpful to use biopsy forceps through the TNO scope

Went to Coventry TNO course, the best lecture was from a gastroenterologist who did a picture review of all benign & malignant pathology of oesophagus

Fantastic effort done by Yakubu. Thank you very much. Everything was organised very well

Excellent but too much in a day. Definitely two talks could be removed leaving more time

for discussion. Well done

Very good venue. Hands-on may need more workstations & more time dedicated. Very good speakers. More time for questions

Nice course. I wish more guideline when to use including standard protocol. What to do first? barium? TNO?, how to combine. Well organised

Radiology lecture can be improved with more videos rather than poor photographs

A bit more time for lectures/questions will be good. May be a 2 day course

I think that some the content should be reconsidered. Overall was OK. Some of the lectures were lacking in a clear "take home message"

Good course. Very useful. Will probably come for next course

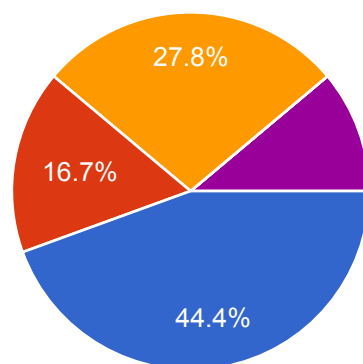
Good practical experience

Good that this course provided a multidisciplinary input. Good balance of programme provided for delegates. Well done The hands on was extremely helpful- faculties were extremely supportive

It would be really nice to be able to use suction and insuflation button during the training. The mannequin was broken quickly

Thank very much. Really enjoyed it a lot

Your grade



Consultant	8	44.4%
SAS	3	16.7%
SpR	5	27.8%
SHO	0	0%
Others	2	11.1%
Consultant	8	44.4%
SAS	3	16.7%
SpR	5	27.8%
SHO	0	0%
Others	2	11.1%

The aims of the meeting were well-defined

The defined aims of the meeting were achieved

The meeting was well organised

The course fulfilled my educational requirements

Indications for TNO

TNO take-on in the UK

Historical perspective (TNO vs OGD)

Techniques & Interpretation of TNO

Interpretation of Ba swallow and VFS

Neoplasia of Oesophagus

Cricopharyngeal Disorders

Assessment & Measurement UES

TNO retrograde assessment of postcricoid & Oropharynx

How I do it: Pharyngeal pouch; ext vs endoscopic

Management of Non-Zenkers Diverticulum

CO2 Laser Pharyngeal pouch

New approach to treating neurogenic pharyngeal dysphagia

Laryngeal suspension for dysphagia

Hands-on TNO & Balloon Dilatation

Venue of the meeting

Overall score of the meeting

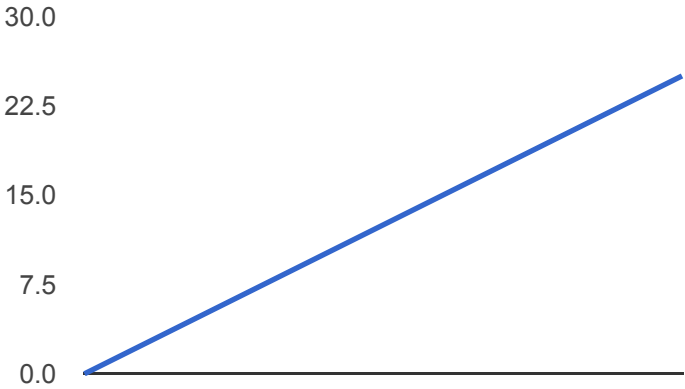
The course will improve my practice

What I have gained from this meeting will benefit my patients

Additional comments

Your grade

Number of daily responses



Number of daily responses

[View all responses](#)

Summary