

[Edit this form](#)

29 responses

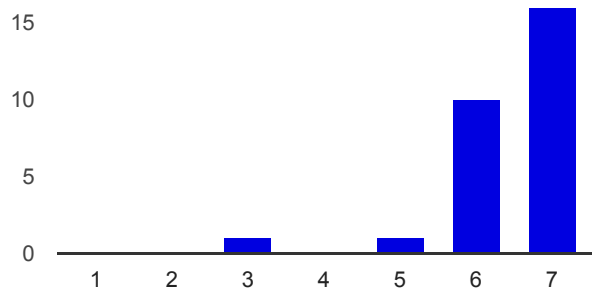
[View all responses](#)

Summary

Delegates Feedback 11th Manchester Phonosurgery Course

Date: 15-16th Mar 2018

The aims of the meeting were well-defined



Poor: 1	0	0%
2	0	0%
3	1	3.6%
4	0	0%
5	1	3.6%
6	10	35.7%
Excellent: 7	16	57.1%

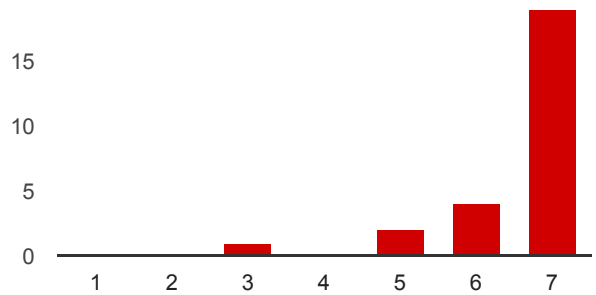
The defined aims of the meeting were achieved

Poor: 1	0	0%
---------	---	----



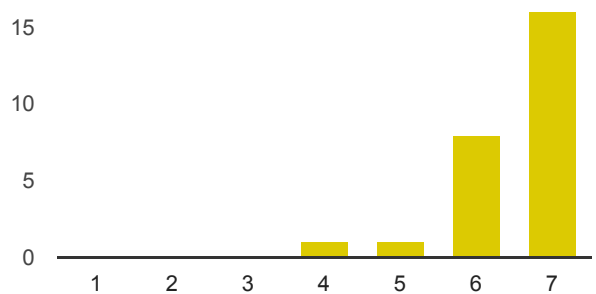
2	0	0%
3	1	3.8%
4	0	0%
5	2	7.7%
6	9	34.6%
Excellent: 7	14	53.8%

The meeting was well organised



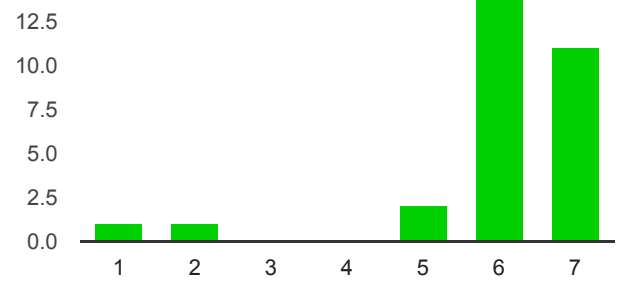
Poor: 1	0	0%
2	0	0%
3	1	3.8%
4	0	0%
5	2	7.7%
6	4	15.4%
Excellent: 7	19	73.1%

The course fulfilled my educational requirements



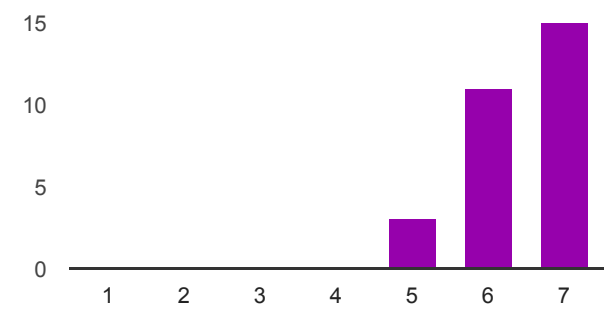
Poor: 1	0	0%
2	0	0%
3	0	0%
4	1	3.8%
5	1	3.8%
6	8	30.8%
Excellent: 7	16	61.5%

Anatomic structure and function of the vocal cord, surgical overview -JR




Poor: 1	1	3.4%
2	1	3.4%
3	0	0%
4	0	0%
5	2	6.9%
6	14	48.3%
Excellent: 7	11	37.9%

Injection Laryngoplasty- YK



Poor: 1	0	0%
2	0	0%
3	0	0%
4	0	0%
5	3	10.3%
6	11	37.9%
Excellent: 7	15	51.7%

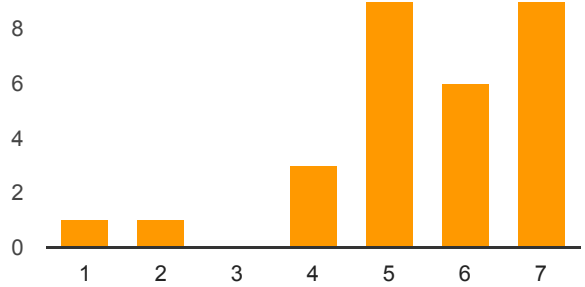
Role of speech therapist -FA



Poor: 1	0	0%
2	1	3.4%

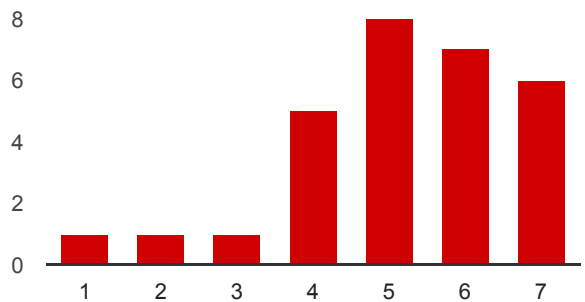
3	1	3.4%
4	4	13.8%
5	8	27.6%
6	7	24.1%
Excellent: 7	8	27.6%

Set up & Technique LEMG- GFV



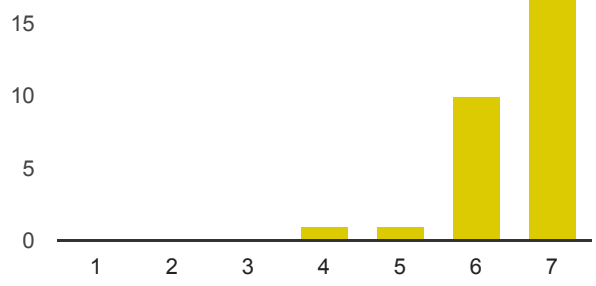
Poor: 1	1	3.4%
2	1	3.4%
3	0	0%
4	3	10.3%
5	9	31%
6	6	20.7%
Excellent: 7	9	31%

Laryngeal EMG interpretation- RM



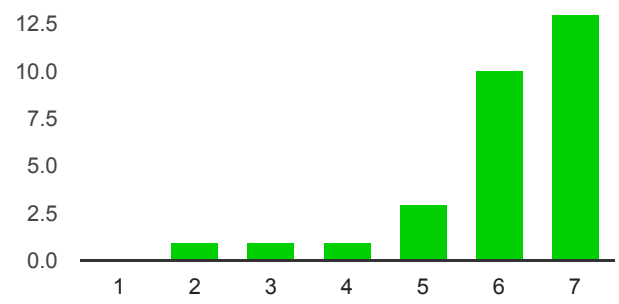
Poor: 1	1	3.4%
2	1	3.4%
3	1	3.4%
4	5	17.2%
5	8	27.6%
6	7	24.1%
Excellent: 7	6	20.7%

Selective and Non Selective Laryngeal re-innervation -JP



Poor: 1	0	0%
2	0	0%
3	0	0%
4	1	3.4%
5	1	3.4%
6	10	34.5%
Excellent: 7	17	58.6%

Laryngeal re-innervation UK experience -KH



Poor: 1	0	0%
2	1	3.4%
3	1	3.4%
4	1	3.4%
5	3	10.3%
6	10	34.5%
Excellent: 7	13	44.8%

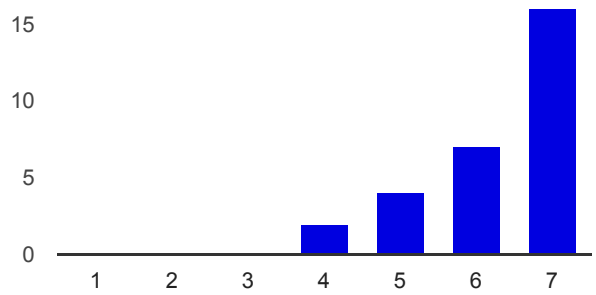
Spasmodic dysphonia- Laser TA vs Botox -TL



Poor: 1	0	0%
2	0	0%

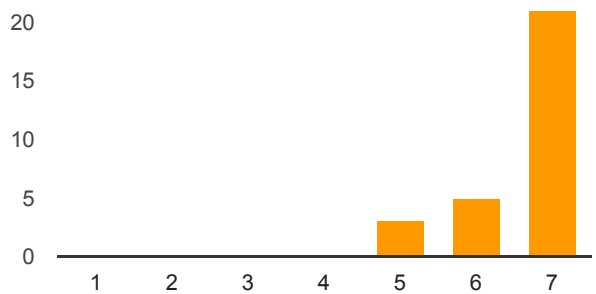
3	0	0%
4	0	0%
5	2	6.9%
6	11	37.9%
Excellent: 7	16	55.2%

Type 2 thyroplasty for spasmodic dysphonia - TS



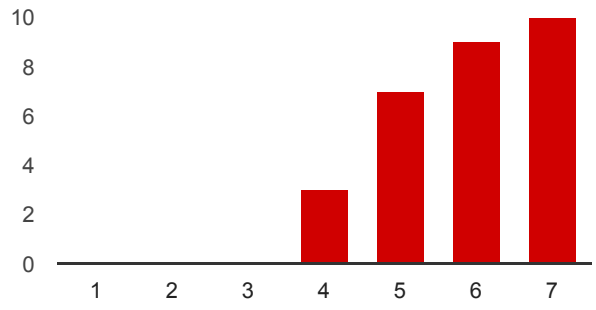
Poor: 1	0	0%
2	0	0%
3	0	0%
4	2	6.9%
5	4	13.8%
6	7	24.1%
Excellent: 7	16	55.2%

Laryngeal framework surgery - HM



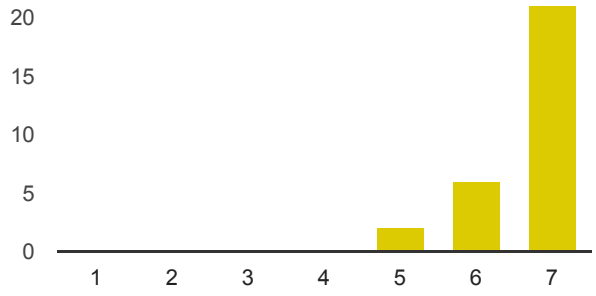
Poor: 1	0	0%
2	0	0%
3	0	0%
4	0	0%
5	3	10.3%
6	5	17.2%
Excellent: 7	21	72.4%

Thyroplasty type 4- TS



Poor: 1	0	0%
2	0	0%
3	0	0%
4	3	10.3%
5	7	24.1%
6	9	31%
Excellent: 7	10	34.5%

Thyroplasty type 3- YK



Poor: 1	0	0%
2	0	0%
3	0	0%
4	0	0%
5	2	6.9%
6	6	20.7%
Excellent: 7	21	72.4%

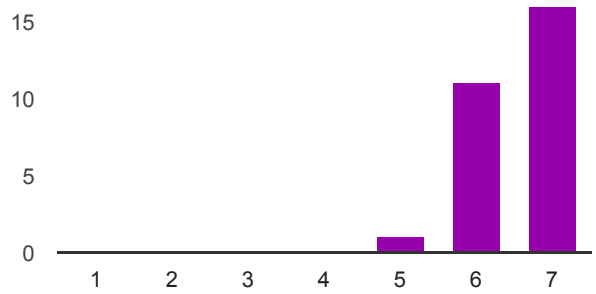
Functional / Muscle tension dysphonia - YK



Poor: 1	0	0%
2	0	0%

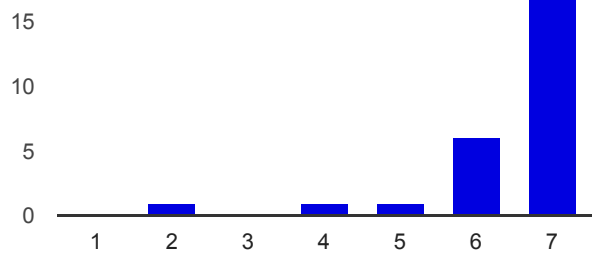
3	0	0%
4	0	0%
5	2	7.1%
6	7	25%
Excellent: 7	19	67.9%

Laryngopharyngeal reflux- MW



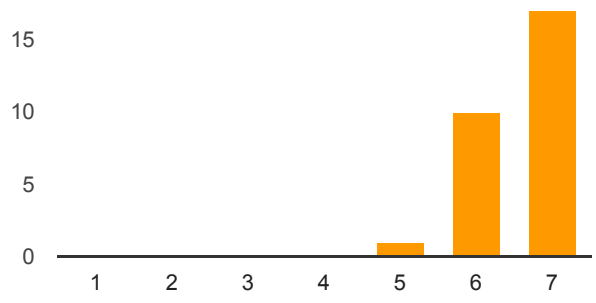
Poor: 1	0	0%
2	0	0%
3	0	0%
4	0	0%
5	1	3.6%
6	11	39.3%
Excellent: 7	16	57.1%

10 top tips in Laryngology - MW



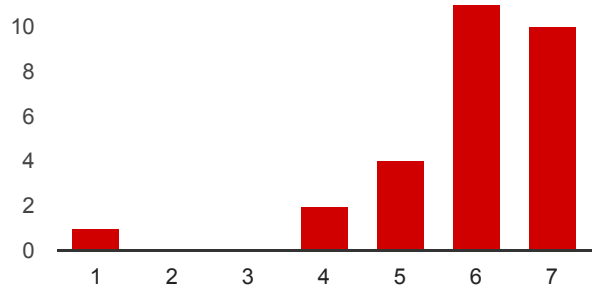
Poor: 1	0	0%
2	1	3.6%
3	0	0%
4	1	3.6%
5	1	3.6%
6	6	21.4%
Excellent: 7	19	67.9%

10 top video cases- YK



Poor: 1	0	0%
2	0	0%
3	0	0%
4	0	0%
5	1	3.6%
6	10	35.7%
Excellent: 7	17	60.7%

Care of the professional voice - JR



Poor: 1	1	3.6%
2	0	0%
3	0	0%
4	2	7.1%
5	4	14.3%
6	11	39.3%
Excellent: 7	10	35.7%

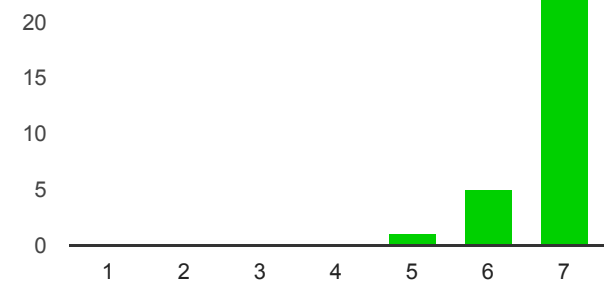
Q & A and video cases



Poor: 1	0	0%
2	0	0%
3	0	0%
4	0	0%

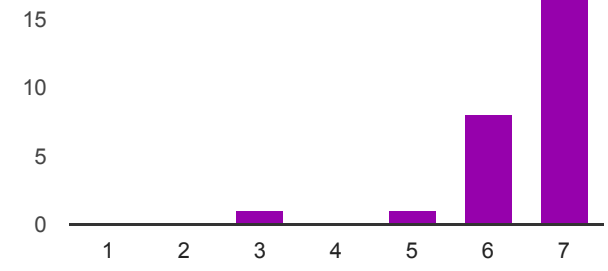
5	0	0%
6	13	48.1%
Excellent: 7	14	51.9%

Workshop Injection laryngoplasty



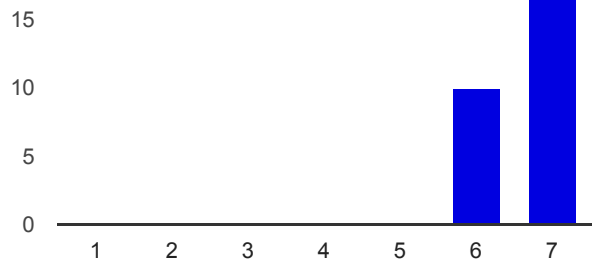
Poor: 1	0	0%
2	0	0%
3	0	0%
4	0	0%
5	1	3.6%
6	5	17.9%
Excellent: 7	22	78.6%

Workshop Laryngeal innervation



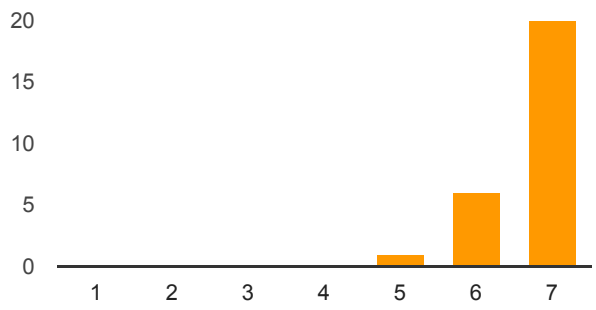
Poor: 1	0	0%
2	0	0%
3	1	3.6%
4	0	0%
5	1	3.6%
6	8	28.6%
Excellent: 7	18	64.3%

Workshop Laryngeal framework




Poor: 1	0	0%
2	0	0%
3	0	0%
4	0	0%
5	0	0%
6	10	35.7%
Excellent: 7	18	64.3%

Workshop hands-on fresh cadaver (over all)



Poor: 1	0	0%
2	0	0%
3	0	0%
4	0	0%
5	1	3.7%
6	6	22.2%
Excellent: 7	20	74.1%

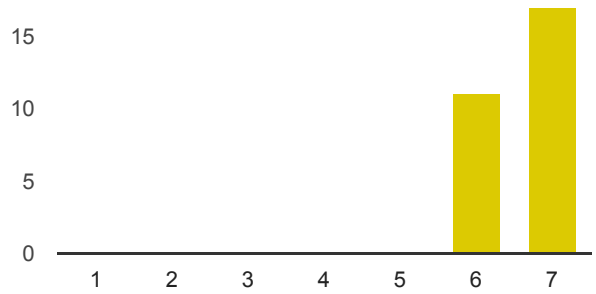
Round table discussion



Poor: 1	0	0%
2	0	0%
3	0	0%
4	0	0%

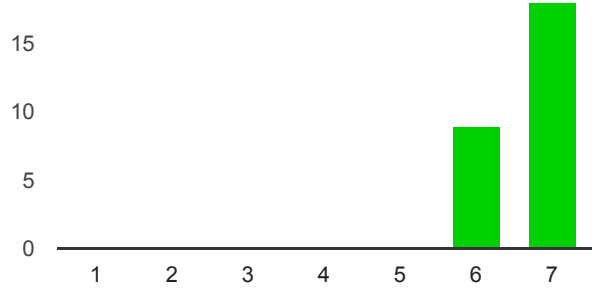
5	2	9.1%
6	7	31.8%
Excellent: 7	13	59.1%

Venue of the meeting



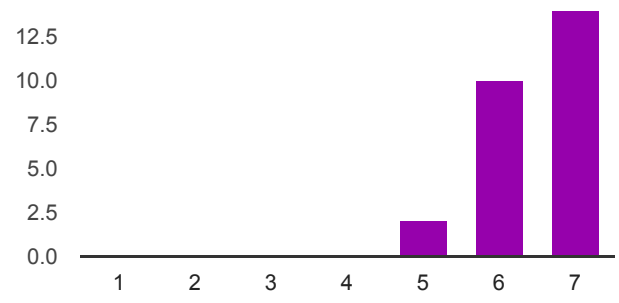
Poor: 1	0	0%
2	0	0%
3	0	0%
4	0	0%
5	0	0%
6	11	39.3%
Excellent: 7	17	60.7%

Overall score of the meeting



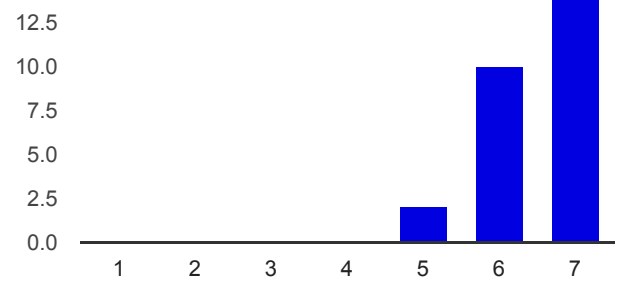
Poor: 1	0	0%
2	0	0%
3	0	0%
4	0	0%
5	0	0%
6	9	33.3%
Excellent: 7	18	66.7%

The course will improve my practice



Poor: 1	0	0%
2	0	0%
3	0	0%
4	0	0%
5	2	7.7%
6	10	38.5%
Excellent: 7	14	53.8%

What I have gained from this meeting will benefit my patients



Poor: 1	0	0%
2	0	0%
3	0	0%
4	0	0%
5	2	7.7%
6	10	38.5%
Excellent: 7	14	53.8%

Additional comments

Make a manual for the workshop with the different surgical steps of the procedures. May be some more information on the botox injection. But very good course. Well organised- A lot of practical information

Problem with sound for videos

Really great course. Really learned a lot

It will be nice if transportation will be arranged from the hotel to the university, so we won't get lost

Excellent, thank you. I will be back!

JR talk should focus on the subject. Laryngeal EMG talk good but problem with using the microphone. Assessment of voice- The voice clinic set up. You have opened my eyes to so much more in the world of voice

Very nice and detailed speeches! Good explanation of procedures from the trainers!. The title of the course was Phonosurgery and neurolaryngology but the surgery was focused on unilateral and bilateral vocal cord paralysis. Minor troubles with the sound in the first day. For my point of view, it will be more useful to focus in one or two procedures (injection & thyroplasty). It was not enough time to be practice in all of them with proper attention. Overall , it was a good experience and I am happy that I attended. Very good administration and secreatry support. Half day for lecture and 1 and half day for dissection. It is phonosurgery course so oesophagotracheal fistula should be included. If arrange in mid June would be excellent. Maximum time for cadaver dissection should be.

Thanks again

EMG Lecture was not clear, as the EMG sound was louder than the speaker. Otherwise, it was an excellent course

Great Course

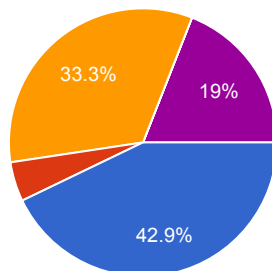
I would like to attend more courses

Excellent course

It may be worthwhile considering doing beginner and advanced courses in the phonosurgery and parts like the reinnervation can be in the advance course

I propose a mannequin to do injections under local to get more familiar with the use of the needle orally. Congratulations to all the faculty. You are great and especially to Tracy. Thanks for this unique experience.

Your grade



Consultant	9	42.9%
SAS	1	4.8%
SpR	7	33.3%
SHO	0	0%
Others	4	19%

Number of daily responses

