

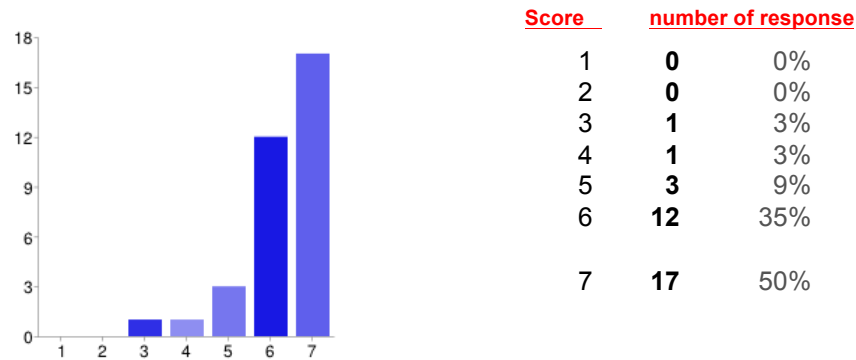
6th Manchester advance Phonosurgery course delegates feedback summary. 16-17th Sept 2013

Horizontal axis is the score: 1=poor, 7= Excellent

Vertical axis is number of delegates

34 responses

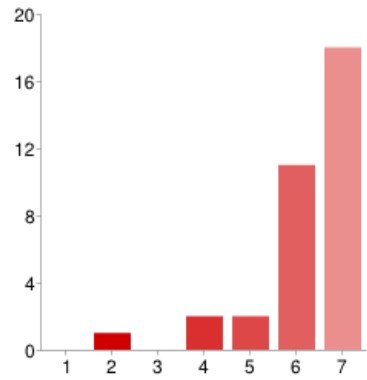
The aims of the meeting were well-defined



The defined aims of the meeting were achieved

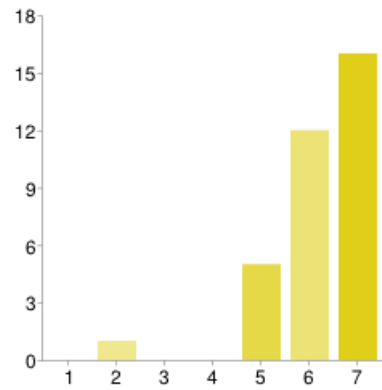


The meeting was well organised



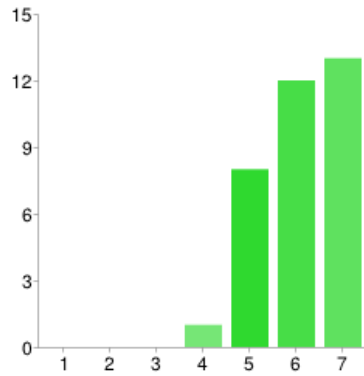
1	0	0%
2	1	3%
3	0	0%
4	2	6%
5	2	6%
6	11	32%
7	18	53%

The course fulfilled my educational requirements



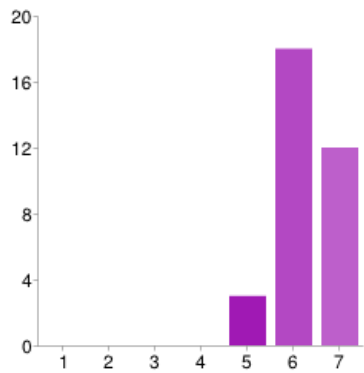
1	0	0%
2	1	3%
3	0	0%
4	0	0%
5	5	15%
6	12	35%
7	16	47%

Anatomic structure and function of the vocal cord, surgical overview



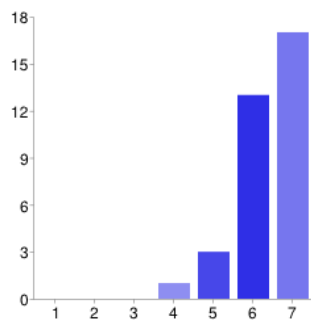
1	0	0%
2	0	0%
3	0	0%
4	1	3%
5	8	24%
6	12	35%
7	13	38%

Injection Laryngoplasty



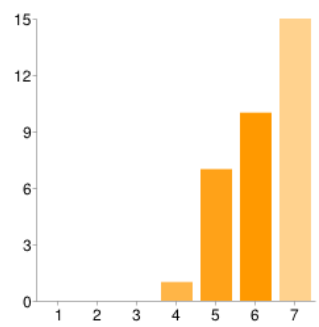
1	0	0%
2	0	0%
3	0	0%
4	0	0%
5	3	9%
6	18	55%
7	12	36%

Laryngopharyngeal reflux



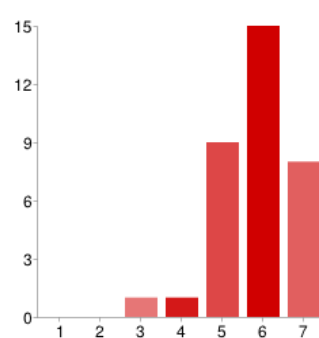
1	0	0%
2	0	0%
3	0	0%
4	1	3%
5	3	9%
6	13	38%
7	17	50%

Basics of Laser Laryngeal Surgery



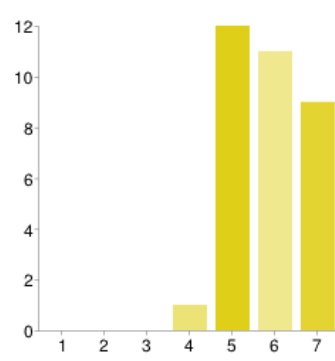
1	0	0%
2	0	0%
3	0	0%
4	1	3%
5	7	21%
6	10	30%
7	15	45%

Laryngeal trauma & intubation injury



1	0	0%
2	0	0%
3	1	3%
4	1	3%
5	9	26%
6	15	44%
7	8	24%

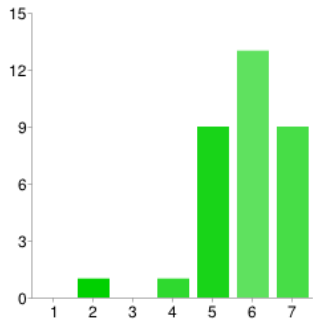
Laser Laryngeal surgery



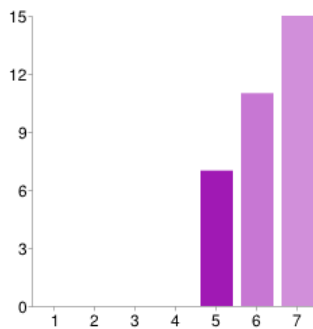
1	0	0%
2	0	0%
3	0	0%
4	1	3%
5	12	36%
6	11	33%
7	9	27%

Gender re-assignment voice surgery

1	0	0%
2	1	3%
3	0	0%
4	1	3%
5	9	27%
6	13	39%
7	9	27%

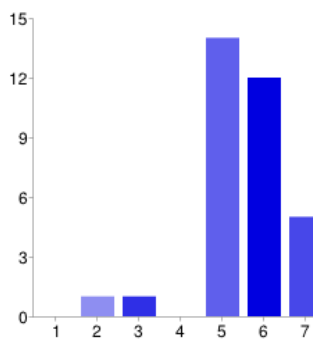


Spasmodic dysphonia



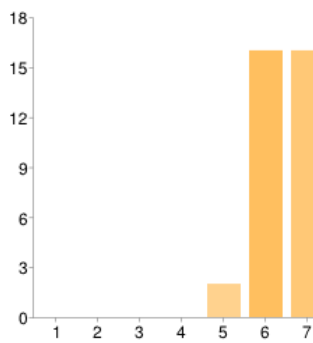
1	0	0%
2	0	0%
3	0	0%
4	0	0%
5	7	21%
6	11	33%
7	15	45%

Role of Speech therapist



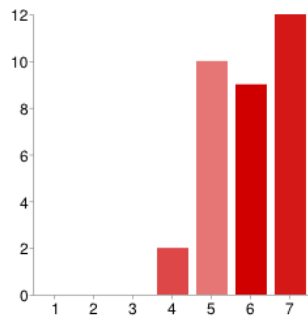
1	0	0%
2	1	3%
3	1	3%
4	0	0%
5	14	42%
6	12	36%
7	5	15%

Non-Selective Laryngeal re-innervation



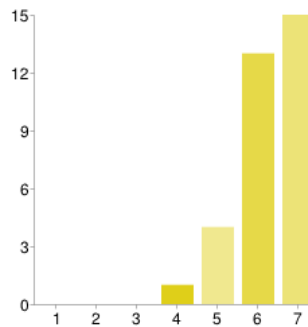
1	0	0%
2	0	0%
3	0	0%
4	0	0%
5	2	6%
6	16	47%
7	16	47%

EMG in clinical decision making



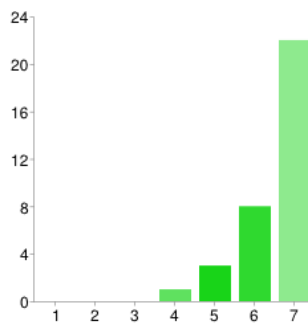
1	0	0%
2	0	0%
3	0	0%
4	2	6%
5	10	30%
6	9	27%
7	12	36%

Selective Laryngeal re-innervation

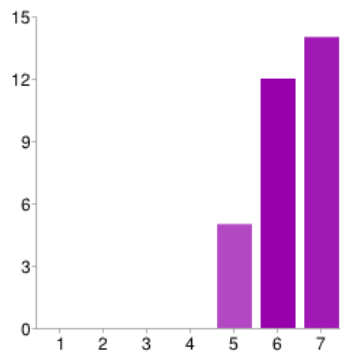


1	0	0%
2	0	0%
3	0	0%
4	1	3%
5	4	12%
6	13	39%
7	15	45%
4	1	3%
5	3	9%
6	8	24%
7	22	65%

Laryngeal framework surgery

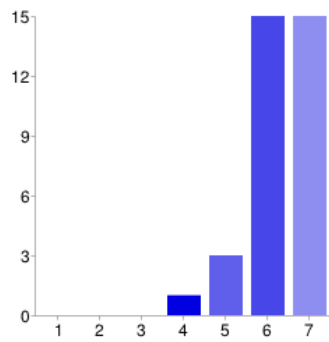


Demonstration Laser CO2



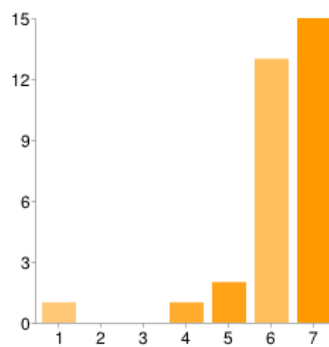
1	0	0%
2	0	0%
3	0	0%
4	0	0%
5	5	16%
6	12	39%
7	14	45%

Workshop Transcutaneous injection



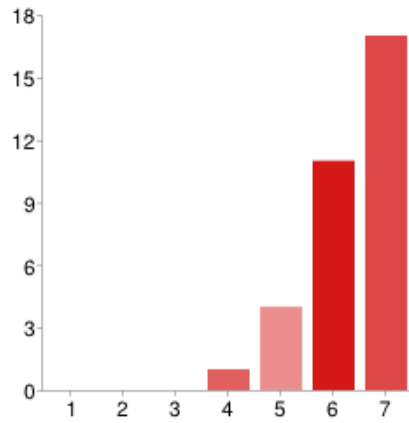
1	0	0%
2	0	0%
3	0	0%
4	1	3%
5	3	9%
6	15	44%
7	15	44%

Workshop Endolaryngeal injection



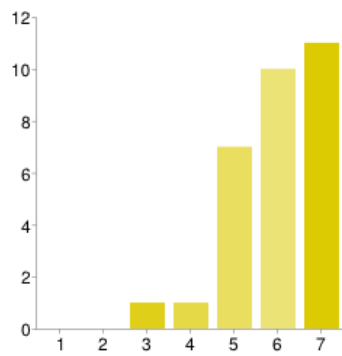
1	1	3%
2	0	0%
3	0	0%
4	1	3%
5	2	6%
6	13	41%
7	15	47%

Workshop Thyroplasty



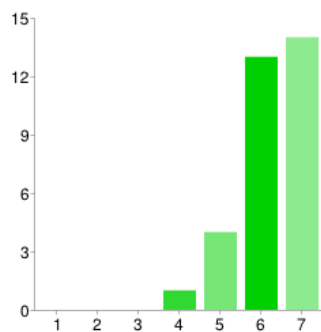
1	0	0%
2	0	0%
3	0	0%
4	1	3%
5	4	12%
6	11	33%
7	17	52%

Workshop Laryngeal innervation



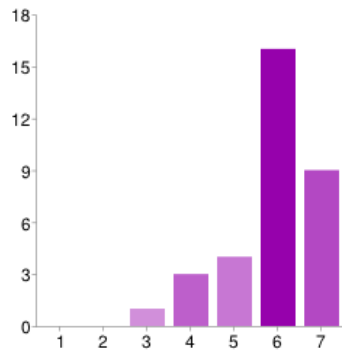
1	0	0%
2	0	0%
3	1	3%
4	1	3%
5	7	23%
6	10	33%
7	11	37%

Workshop hands-on fresh cadaver



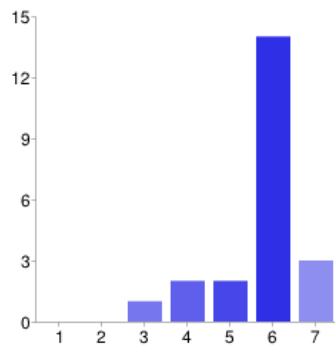
1	0	0%
2	0	0%
3	0	0%
4	1	3%
5	4	13%
6	13	41%
7	14	44%

Live surgery



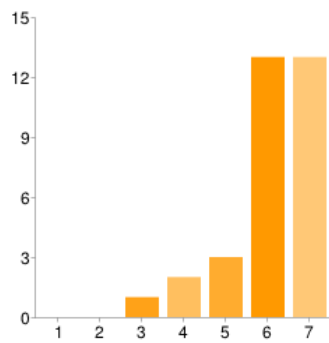
1	0	0%
2	0	0%
3	1	3%
4	3	9%
5	4	12%
6	16	48%
7	9	27%

Round table discussion



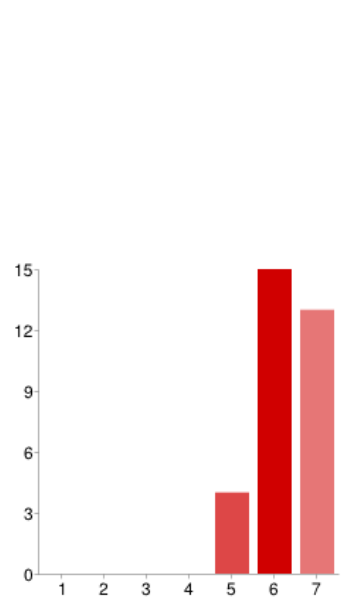
1	0	0%
2	0	0%
3	1	5%
4	2	9%
5	2	9%
6	14	64%
7	3	14%

Venue of the meeting



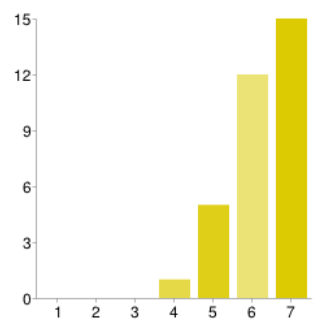
1	0	0%
2	0	0%
3	1	3%
4	2	6%
5	3	9%
6	13	41%
7	13	41%

Overall score of the meeting



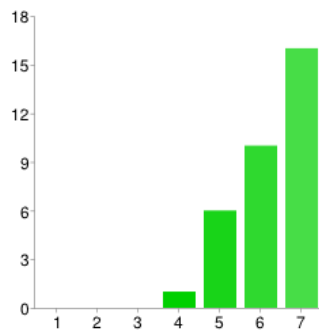
1	0	0%
2	0	0%
3	1	3%
4	2	6%
5	4	13%
6	15	47%
7	13	41%

The course will improve my practice



What I have gained from this meeting will benefit my patients

1	0	0%
2	0	0%
3	0	0%
4	1	3%
5	6	18%



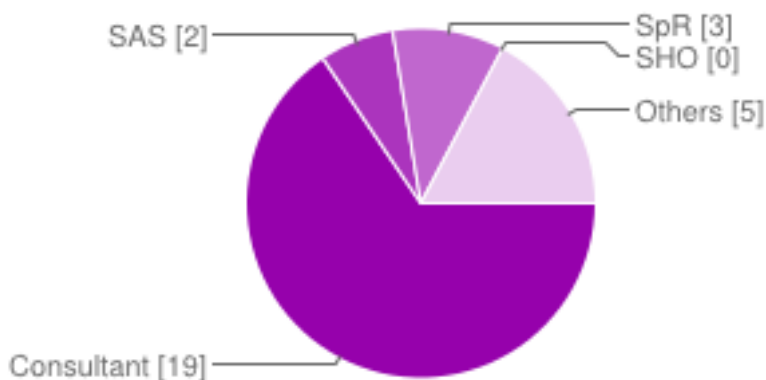
6	10	30%
7	16	48%

Additional comments

- Two items should not be arranged at the same time Stop the hands-on during live surgery and demonstration otherwise an amazing course with prestigious lectures !!! Thank you so much!
- May be more surgical tips/ Step procedure Great course I will recommend it
- Too little time for dissection Too hot More preparation for the cadavers i.e instruments, suction, instruction etc Venue of the meeting very hot Excellent Course, well organised and an enthusiastic faculty Need more exposure for re-innervation I will recommend to others
- I think it is better to arrange the second day the way the first day is -lectures-lunch-dissections
- Crowded room More breaks more focus on specific topics Well Done ! Excellent well organised course. Only real problem- lecture room too hot. Lectures generally very well done by the people who came across as genuinely expert.
- Cadaver dissection excellent Amazing facilities but lecture room a bit hot.
- Live demos excellent, maybe intersperse item to break up the longer series of lectures. Great course, Thanks
- Room for lecture very very hot Live surgery and injection session poorly coordinated, rest good 2 days good length However more time on thyroplasty less time on rein nervation + SLT

- Excellent This course is very successful I was not impressed with the food. Variety is not good. I recommend to put a label if food is vegetarian or not & the type of the food
- Well organised with approachable, knowledgeable and friendly faculty. Would recommend to colleagues
- Need better lecture theatre and reduce number as there is not enough seating capacity
- Cadaver very good but difficult to pay attention to live surgery. Need to find way of keeping camera still during demonstration dissection
- Fantastic course, very well organised. Will definitely do course again in future. Laryngeal framework section could have been better. Felt very rushed & basic anatomy poorly explained with too much time commenting on personal anecdotes rather than general principles of applied anatomy Great Meal also Would have enjoyed more cadaveric prosecution by tutors & less time operating (injection laryngoplasty) on first day (quiet inefficient)
- Re-innervation section brilliant
- 2 days of the course is ok
- Too little time for dissection More time in labs When we are doing dissections we don't look at the screens

Your grade



Consultant	19	66%
SAS	2	7%
SpR	3	10%
SHO	0	0%
Others	5	17%

