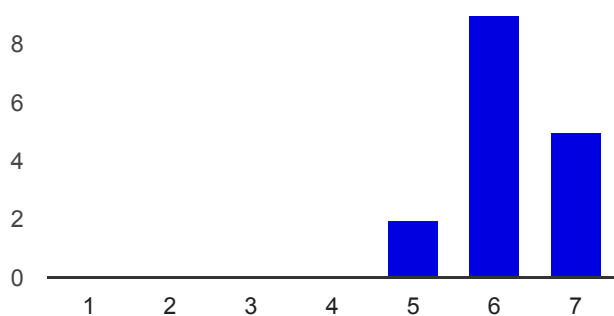


The version of the browser you are using is no longer supported. Please upgrade to a supported browser. [Dismiss](#)

16 responses

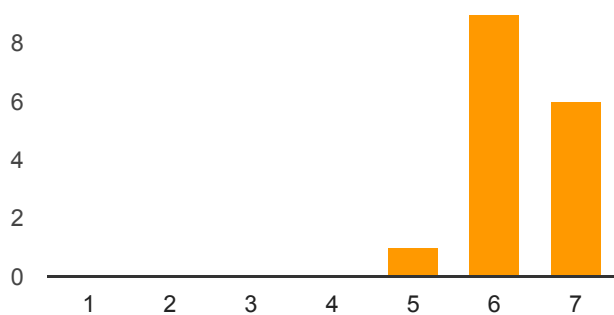
Summary

The aims of the meeting were well-defined



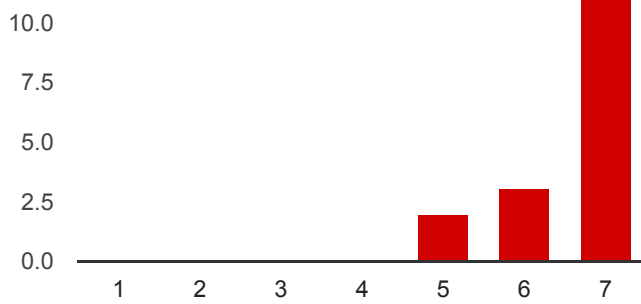
Poor: 1	0	0%
2	0	0%
3	0	0%
4	0	0%
5	2	12.5%
6	9	56.3%
Excellent: 7	5	31.3%

The defined aims of the meeting were achieved



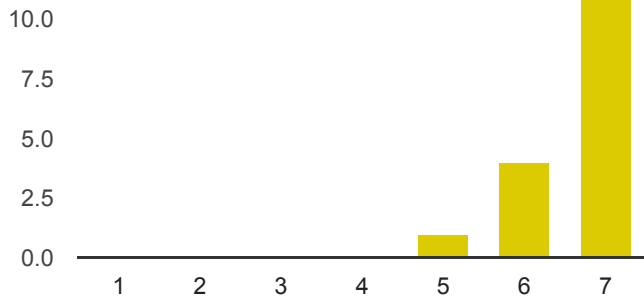
Poor: 1	0	0%
2	0	0%
3	0	0%
4	0	0%
5	1	6.3%
6	9	56.3%
Excellent: 7	6	37.5%

The meeting was well organised



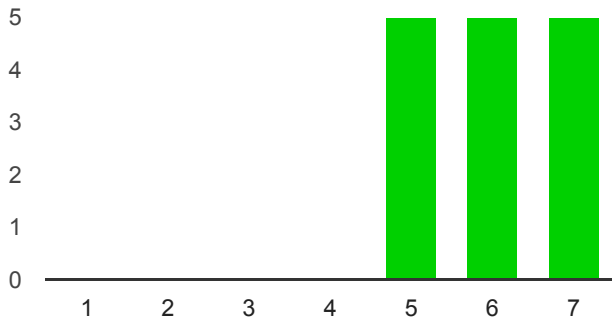
Poor: 1	0	0%
2	0	0%
3	0	0%
4	0	0%
5	2	12.5%
6	3	18.8%
Excellent: 7	11	68.8%

The course fulfilled my educational requirements



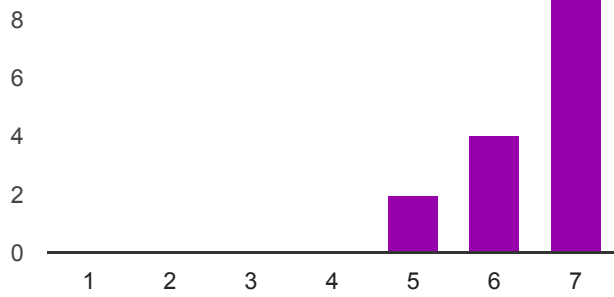
Excellent: 7 **11** 68.8%

Laser Physics



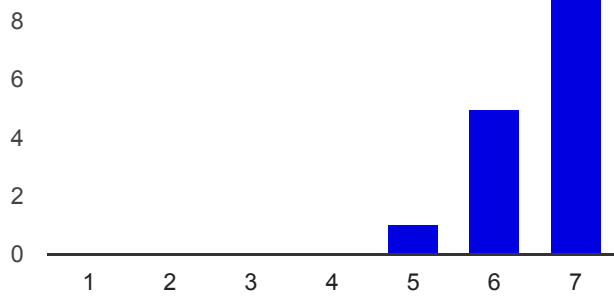
Poor: 1 **0** 0%
 2 **0** 0%
 3 **0** 0%
 4 **0** 0%
 5 **5** 33.3%
 6 **5** 33.3%
 Excellent: 7 **5** 33.3%

Basics of Laser Surgery



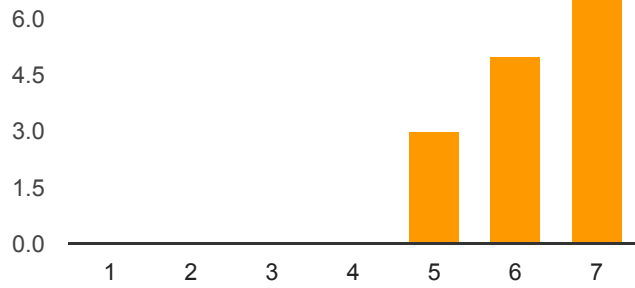
4	0	0%
5	2	13.3%
6	4	26.7%
Excellent: 7	9	60%

Suspension M/L & Laser Instrumentation



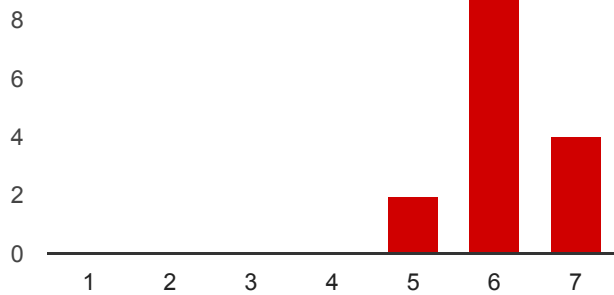
Poor: 1	0	0%
2	0	0%
3	0	0%
4	0	0%
5	1	6.7%
6	5	33.3%
Excellent: 7	9	60%

Basics structures of vocal cord



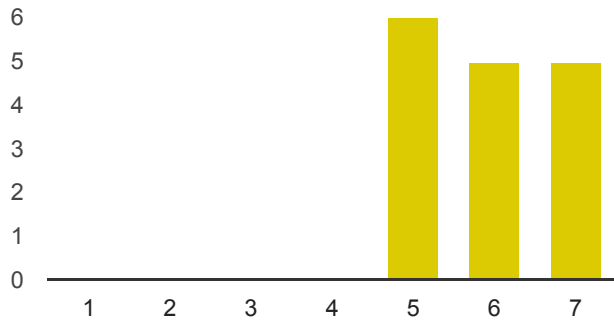
2	0	0%
3	0	0%
4	0	0%
5	3	20%
6	5	33.3%
Excellent: 7	7	46.7%

Laser microflap, cordotomy, nodules & cyst surgeries



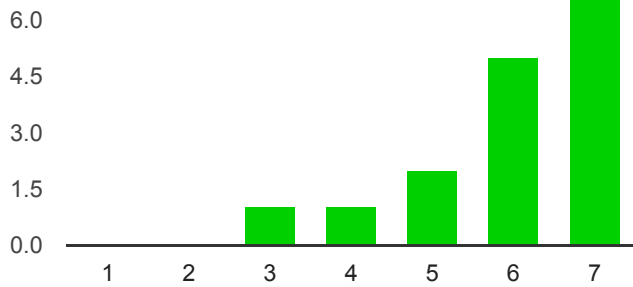
Poor: 1	0	0%
2	0	0%
3	0	0%
4	0	0%
5	2	13.3%
6	9	60%
Excellent: 7	4	26.7%

Anaesthesia in Laser ML surgery



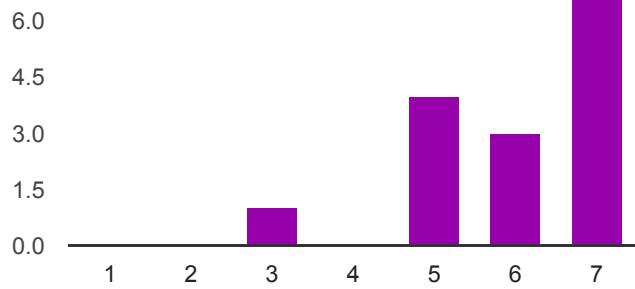
Poor: 1	0	0%
2	0	0%
3	0	0%
4	0	0%
5	6	37.5%
6	5	31.3%
Excellent: 7	5	31.3%

Laser safety & tips in laser laryngeal surgery



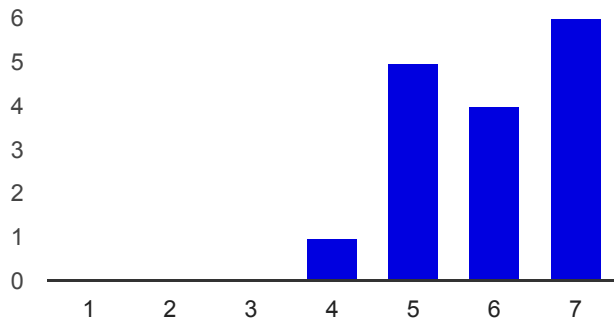
Poor: 1	0	0%
2	0	0%
3	1	6.3%
4	1	6.3%
5	2	12.5%
6	5	31.3%
Excellent: 7	7	43.8%

Laser ary-epiglottopexy, papilloma, tongue base



Poor: 1	0	0%
2	0	0%
3	1	6.7%
4	0	0%
5	4	26.7%
6	3	20%
Excellent: 7	7	46.7%

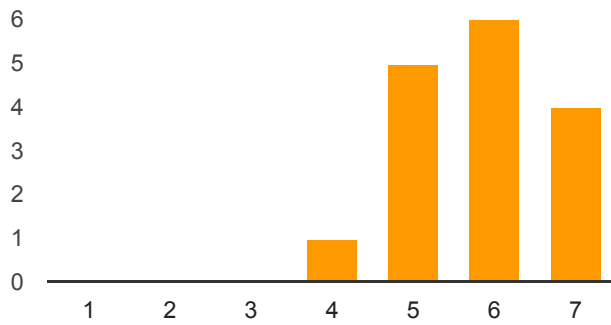
Laser TA Myoneurectomy



Poor: 1	0	0%
2	0	0%
3	0	0%
4	1	6.3%
5	5	31.3%
6	4	25%

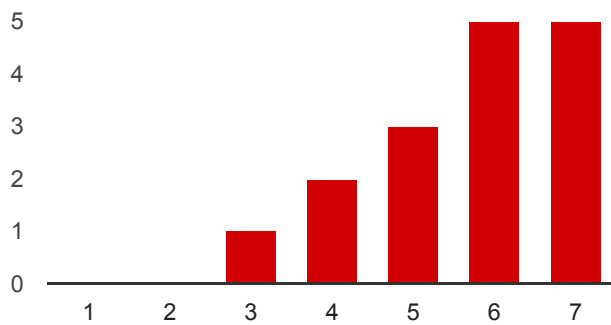
Excellent: 7 **6** 37.5%

Laser CP Myotomy



Poor: 1 **0** 0%
2 **0** 0%
3 **0** 0%
4 **1** 6.3%
5 **5** 31.3%
6 **6** 37.5%
Excellent: 7 **4** 25%

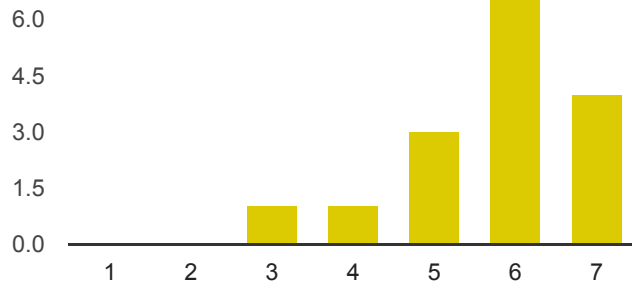
Laser Parial Aryrenoidectomy, cordectomy, Steiner



Poor: 1 **0** 0%
2 **0** 0%
3 **1** 6.3%
4 **2** 12.5%

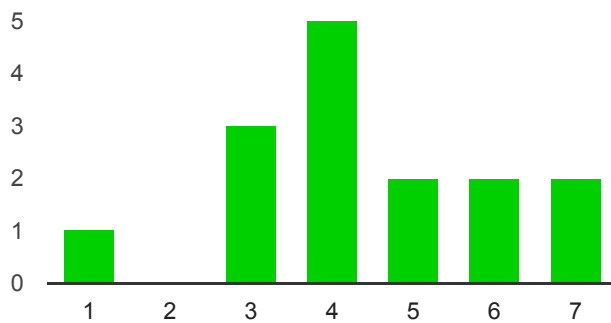
	5	3	18.8%
	6	5	31.3%
Excellent:	7	5	31.3%

Laser Subglottic & Supraglottic stenosis



Poor:	1	0	0%
	2	0	0%
	3	1	6.3%
	4	1	6.3%
	5	3	18.8%
	6	7	43.8%
Excellent:	7	4	25%

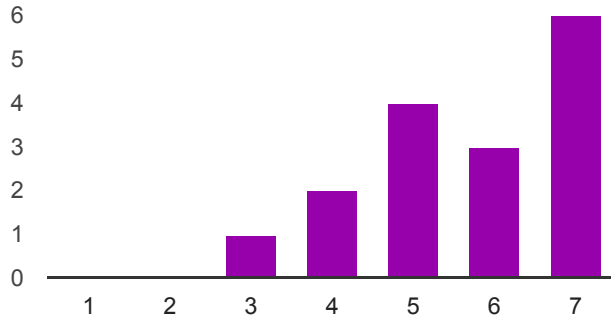
Live surgery



Poor:	1	1	6.7%
	2	0	0%

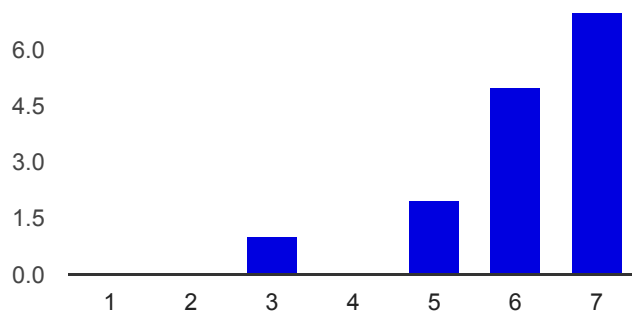
3	3	20%
4	5	33.3%
5	2	13.3%
6	2	13.3%
Excellent: 7	2	13.3%

Ask the expert, video cases



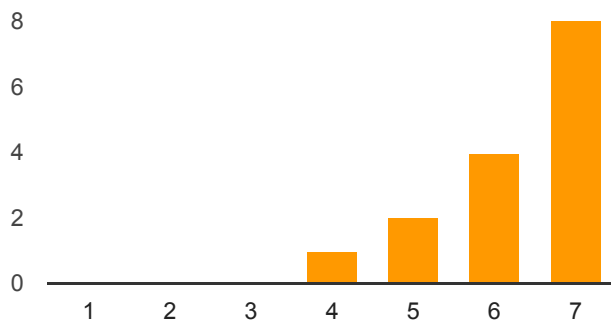
Poor: 1	0	0%
2	0	0%
3	1	6.3%
4	2	12.5%
5	4	25%
6	3	18.8%
Excellent: 7	6	37.5%

Dissection Part 1: ML & Laser setup, cordotomy, microflap, cordectomy



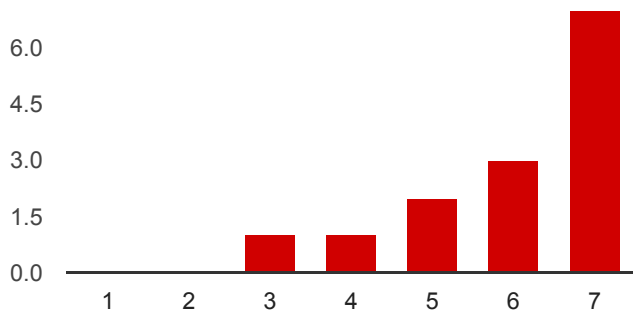
Poor: 1	0	0%
2	0	0%
3	1	6.7%
4	0	0%
5	2	13.3%
6	5	33.3%
Excellent: 7	7	46.7%

Dissection Part 2: Laser TA Myoneurectomy, partial Arytenoidectomy



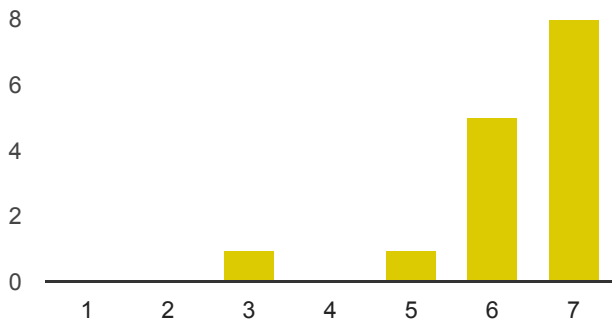
Poor: 1	0	0%
2	0	0%
3	0	0%
4	1	6.7%
5	2	13.3%
6	4	26.7%
Excellent: 7	8	53.3%

Dissection Part 3: Laser CP Myotomy, aryepiglottopexy



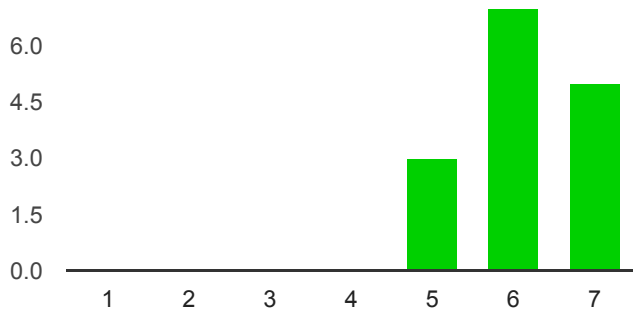
EXCELLENT: 7 53.3%

Venue of the meeting



Poor: 1	0	0%
2	0	0%
3	1	6.7%
4	0	0%
5	1	6.7%
6	5	33.3%
Excellent: 7	8	53.3%

Overall score of the meeting

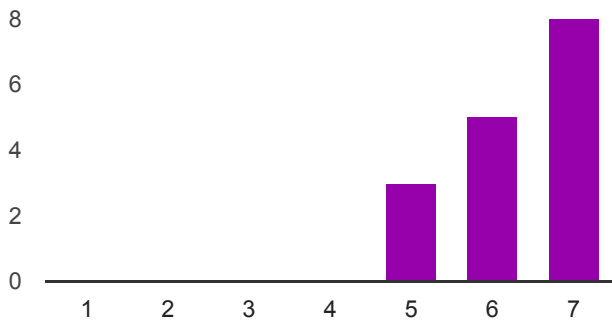


5 3 20%

6 7 46.7%

Excellent: 7 5 33.3%

The course will improve my practice



Poor: 1 0 0%

2 0 0%

3 0 0%

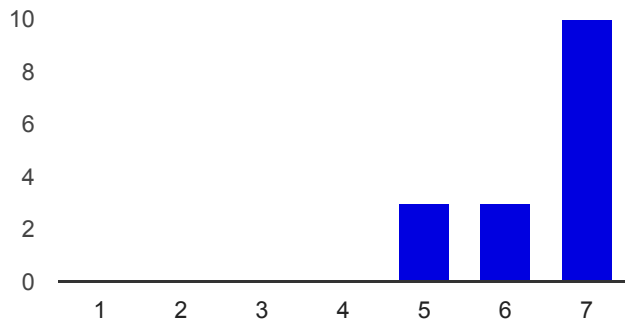
4 0 0%

5 3 18.8%

6 5 31.3%

Excellent: 7 8 50%

The course will benefit my patients



3	0	0%
4	0	0%
5	3	18.8%
6	3	18.8%

Excellent: 7 **10** 62.5%

Additional comments

Really enjoyed the course. Expert faculty lots of interaction. Great experience. Operative session 1st day least helpful. More lectures

Excellent organisation. Excellent combination between theory & practice

Very interesting course. Nice small group. Brilliant level of expertise. A privilege to have attended. Many thanks. Carls laser safety lecture could have been done on the second day before dissection so it would be fresh in everyone's minds

A very well organised workshop. I am glad to have attended and gained all this knowledge

Subglottic and supraglottic lectures was rushed. May be he wasn't prepared?. Intervals between live surgery could have been used for talks.

Live demonstration should be focused on objectives & short demonstration and plan discussion not random discussion. I felt these are surgeries can be done with cold steel not necessarily by laser e.g simple vocal cord polyp

Generally excellent

Thought live cases could have been replaced by case discussion e.g pre-op, videos of surgery, post-op. Lectures time were short & presenters repeated same things about laser safety etc. Hence we were unable to see more videos or more details of how they do the surgery. Could have given a summary on what setting CO2/KTP to use for what kind of lesions.

Another excellent course. It was unfortunate the theatre cases took a while. Perhaps have a series of cases and panel discussion.

The time between the patients & during the OP preparation (live surgery) would be better used if there had been video presentation of either operations/ interesting cases

The great thing about this course is that it is one of the few quality courses, live surgery, lectures & dissection in laryngology. The faculty are extremely approachable & the group size is ideal for learning effectively. Many thanks for the hard work in organising this course.

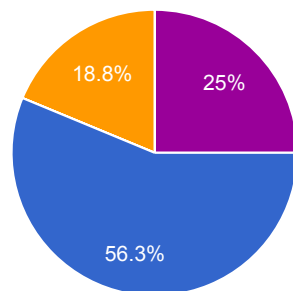
Very well organised. Great breath of topics covered

More time for dissection on last day. ?Remove live surgery and take more time for dissection. Lectures excellent.

We had problems with our Laser and Microscope

Its generally very good organised courses. I would preferred more precise address/location for course place on invitation letter. Live surgery took too much time preparation & set-up. Videos and case discussions would have been more productive. Hands-on could be a bit longer. It was very very educating. Subglottic and suraglottic lecture too many slides and too fast but relevant information. Video cases discussions no videos from others. Anaesthesia in laser very important op tips.

Your grade



Consultant	9	56.3%
SAS	0	0%
SpR	3	18.8%
SHO	0	0%
Others	4	25%

Number of daily responses

