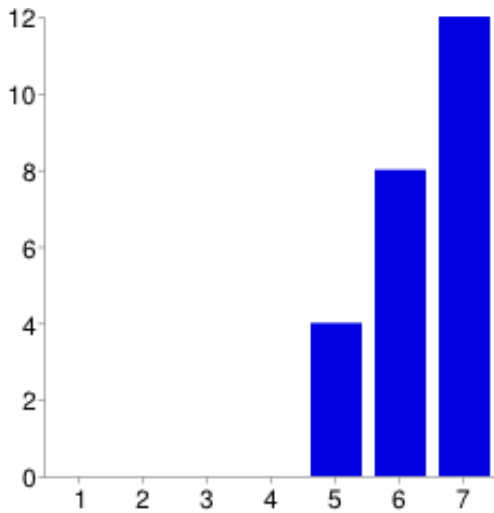


# 26 responses

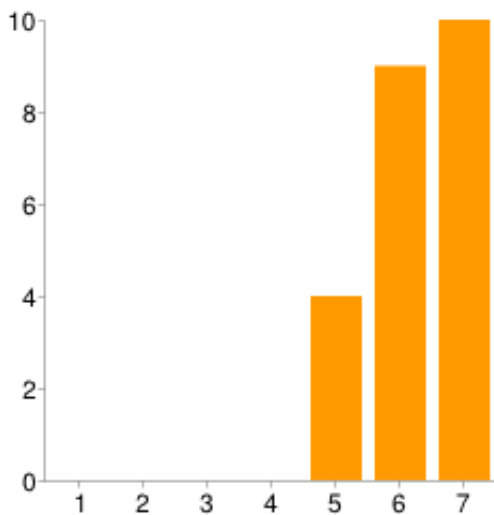
## Summary

### The aims of the meeting were well-defined



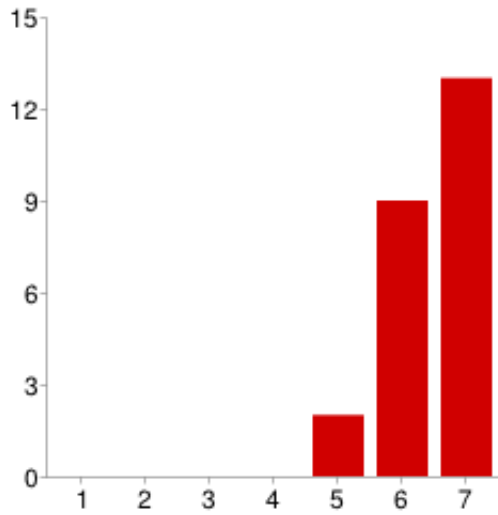
1	0	0%
2	0	0%
3	0	0%
4	0	0%
5	4	15.4%
6	8	30.8%
7	12	46.2%

### The defined aims of the meeting were achieved



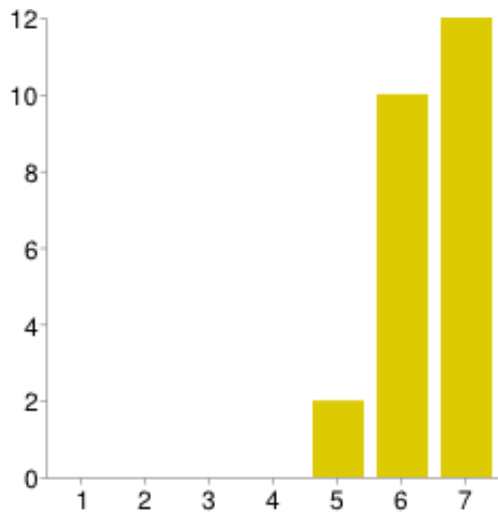
1	0	0%
2	0	0%
3	0	0%
4	0	0%
5	4	15.4%
6	9	34.6%
7	10	38.5%

### The meeting was well organised



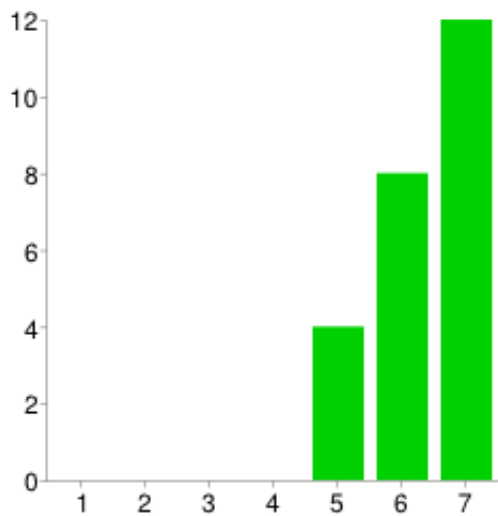
1	0	0%
2	0	0%
3	0	0%
4	0	0%
5	2	7.7%
6	9	34.6%
7	13	50%

### The course fulfilled my educational requirements



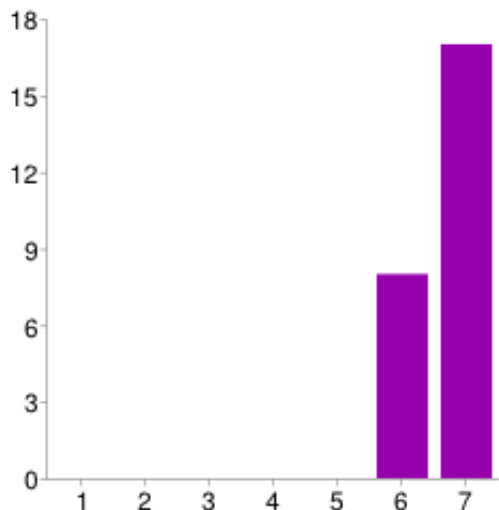
1	0	0%
2	0	0%
3	0	0%
4	0	0%
5	2	7.7%
6	10	38.5%
7	12	46.2%

### Applying TNO in the UK



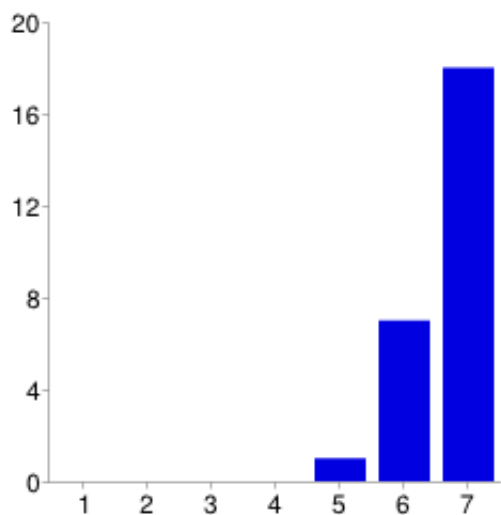
1	0	0%
2	0	0%
3	0	0%
4	0	0%
5	4	15.4%
6	8	30.8%
7	12	46.2%

### Historical perspective (TNO vs OGD)



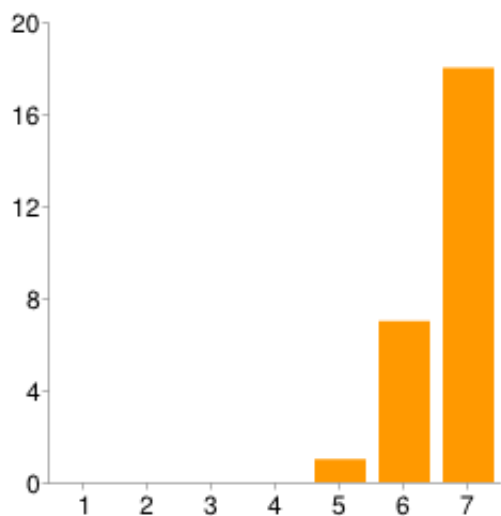
1	0	0%
2	0	0%
3	0	0%
4	0	0%
5	0	0%
6	8	30.8%
7	17	65.4%

### Indications for TNO



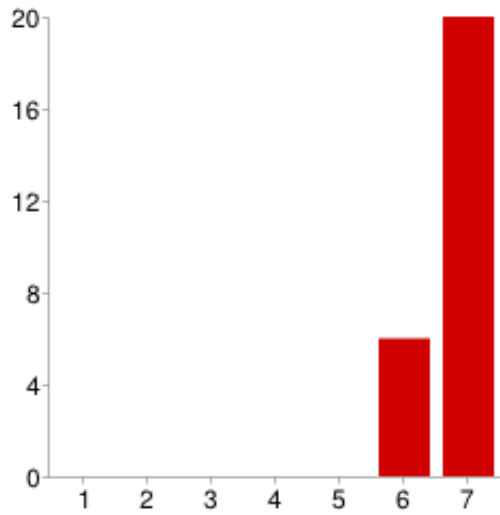
1	0	0%
2	0	0%
3	0	0%
4	0	0%
5	1	3.8%
6	7	26.9%
7	18	69.2%

### Techniques of TNO



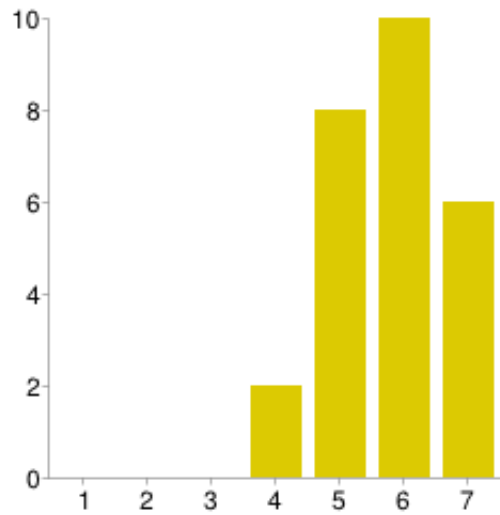
1	0	0%
2	0	0%
3	0	0%
4	0	0%
5	1	3.8%
6	7	26.9%
7	18	69.2%

### Interpretation of TNO



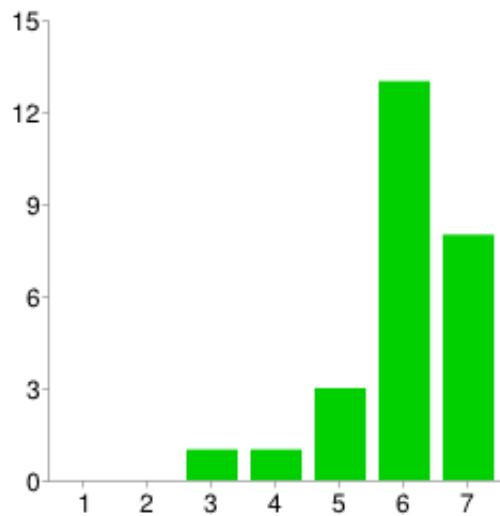
1	0	0%
2	0	0%
3	0	0%
4	0	0%
5	0	0%
6	6	23.1%
7	20	76.9%

### Interpretation of Ba swallow and VFS



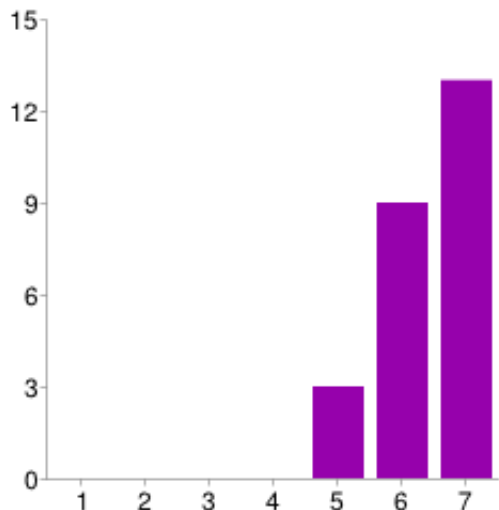
1	0	0%
2	0	0%
3	0	0%
4	2	7.7%
5	8	30.8%
6	10	38.5%
7	6	23.1%

### Cricopharyngeal Disorders



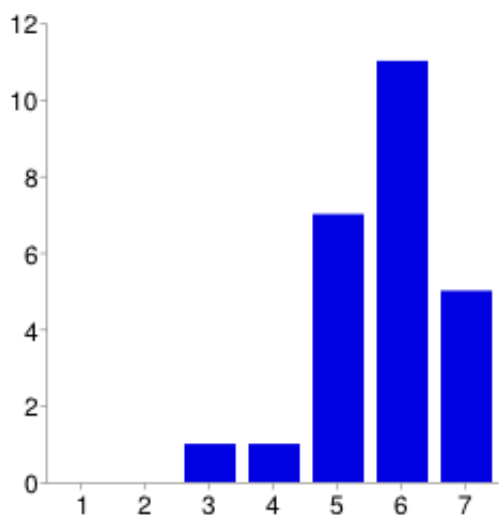
1	0	0%
2	0	0%
3	1	3.8%
4	1	3.8%
5	3	11.5%
6	13	50%
7	8	30.8%

### Inflammatory diseases of the Oesophagus



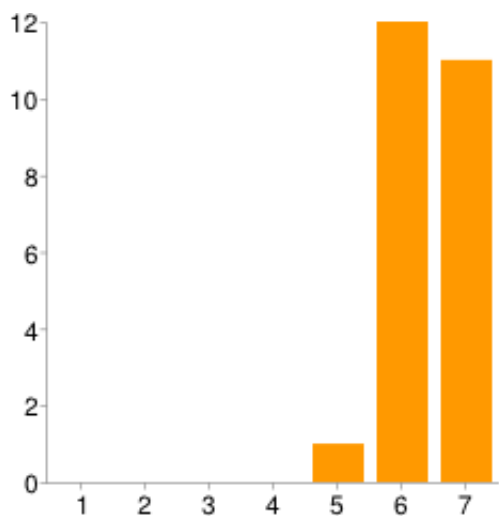
1	0	0%
2	0	0%
3	0	0%
4	0	0%
5	3	11.5%
6	9	34.6%
7	13	50%

### Neurological diseases of the Oesophagus



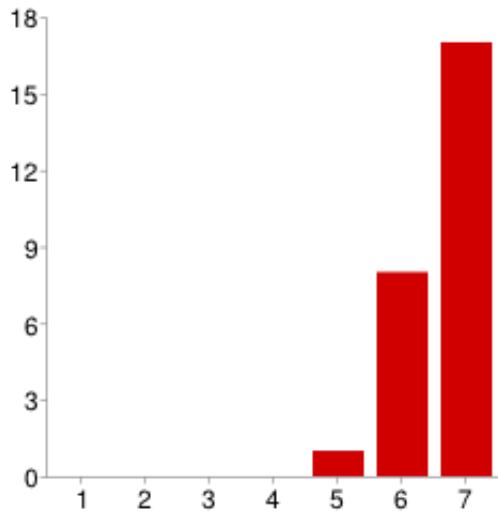
1	0	0%
2	0	0%
3	1	3.8%
4	1	3.8%
5	7	26.9%
6	11	42.3%
7	5	19.2%

### Neoplasia of Oesophagus



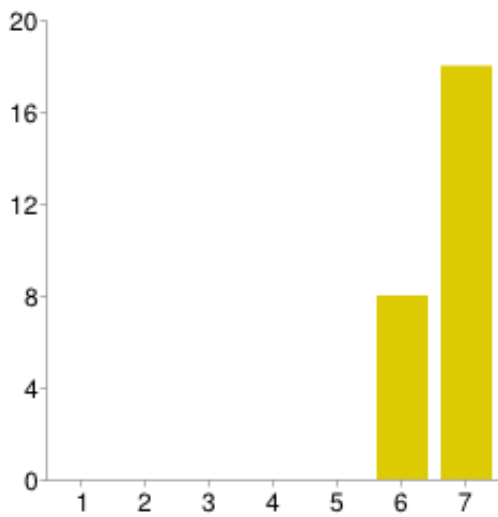
1	0	0%
2	0	0%
3	0	0%
4	0	0%
5	1	3.8%
6	12	46.2%
7	11	42.3%

### Indications & Techniques of Oesophageal dilatation



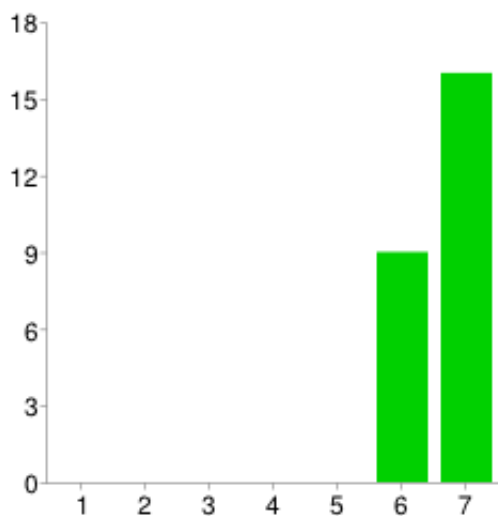
1	0	0%
2	0	0%
3	0	0%
4	0	0%
5	1	3.8%
6	8	30.8%
7	17	65.4%

### Indications & Techniques of airway dilatation



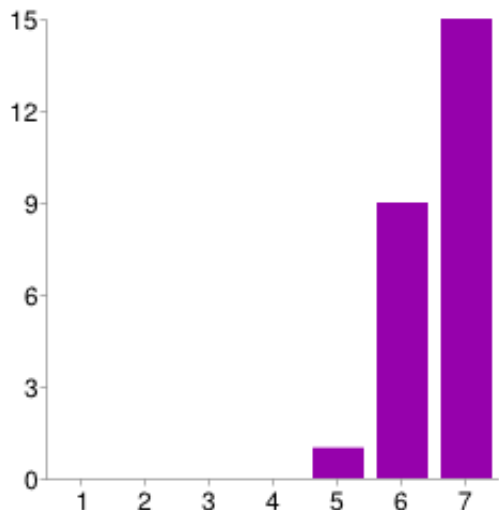
1	0	0%
2	0	0%
3	0	0%
4	0	0%
5	0	0%
6	8	30.8%
7	18	69.2%

### Guideline for VFS interpretation



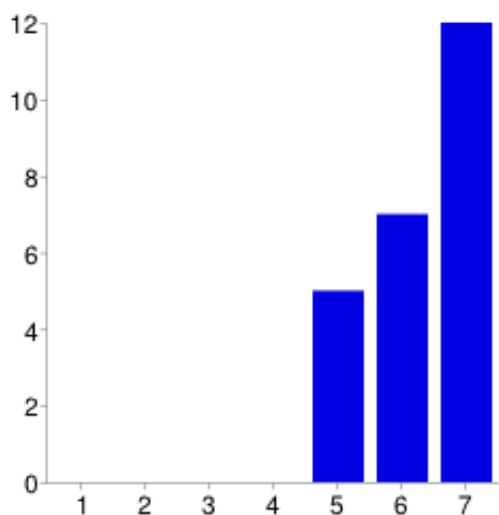
1	0	0%
2	0	0%
3	0	0%
4	0	0%
5	0	0%
6	9	34.6%
7	16	61.5%

### Hands-on TNO & Balloon Dilatation



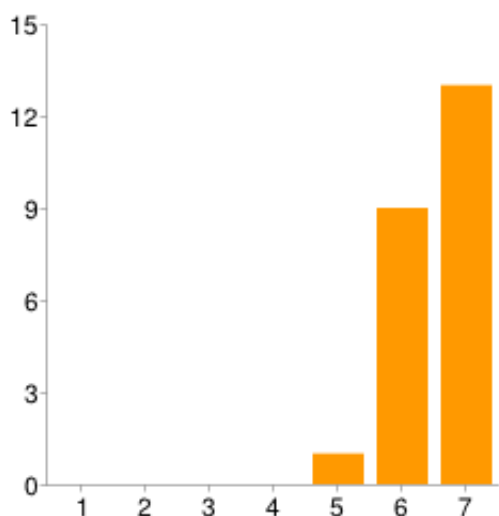
1	0	0%
2	0	0%
3	0	0%
4	0	0%
5	1	3.8%
6	9	34.6%
7	15	57.7%

### Venue of the meeting



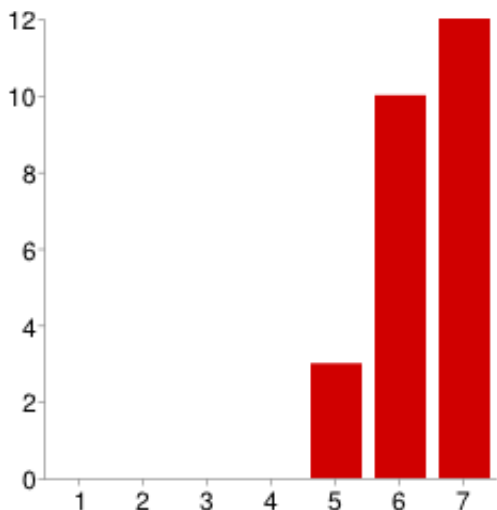
1	0	0%
2	0	0%
3	0	0%
4	0	0%
5	5	19.2%
6	7	26.9%
7	12	46.2%

### Overall score of the meeting



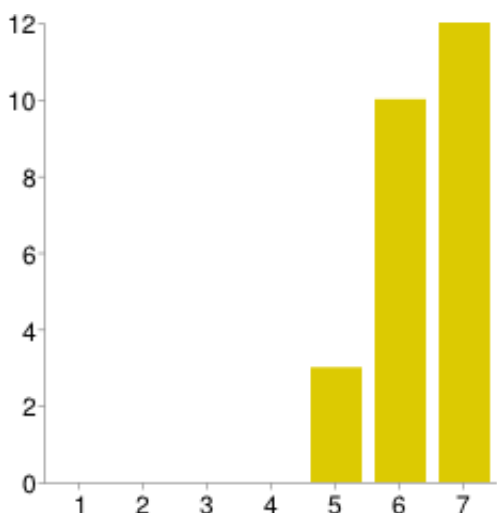
1	0	0%
2	0	0%
3	0	0%
4	0	0%
5	1	3.8%
6	9	34.6%
7	13	50%

### The course will improve my practice



1	0	0%
2	0	0%
3	0	0%
4	0	0%
5	3	11.5%
6	10	38.5%
7	12	46.2%

**What I have gained from this meeting will benefit my patients**



1	0	0%
2	0	0%
3	0	0%
4	0	0%
5	3	11.5%
6	10	38.5%
7	12	46.2%

**Additional comments**

Would benefit from more head & neck type input Biopsy forcep demos

Excellent course.Well done!

Definitely Eye opener course

Fantastic course. Lectures could be longer

Excellent course. Well organised. Will lead to a change in my pracice

Friendly faculty. Nice lunch. Fluoroscopy lecture excellent

Difficult to see the lower screen from the back but slides provided on USB Excellent

faculty Approachable reps

Start time too early

Very interesting course. I will be recommending

Excellent speakers

Excellent course. Suggest panel discussion

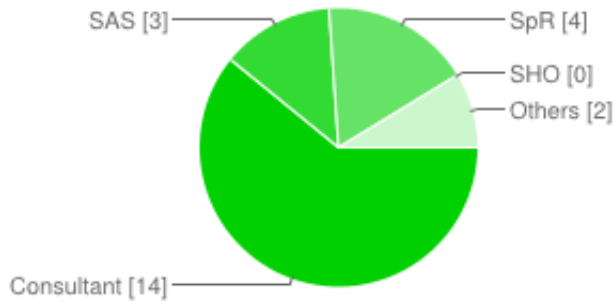


Excellent

Mr Karagama, it was kind of you to offer myself a place as an observer. Even though it will be had for me to retain all the information I gained today from some the sophisticated lectures, I am certain that I would prefer to go further in my practice so that my patients will benefit. A big thank you.

More time needed for some lectures

### Your grade



Consultant	<b>14</b>	53.8%
SAS	<b>3</b>	11.5%
SpR	<b>4</b>	15.4%
SHO	<b>0</b>	0%
Others	<b>2</b>	7.7%

### Number of daily responses

