

[Edit this form](#)

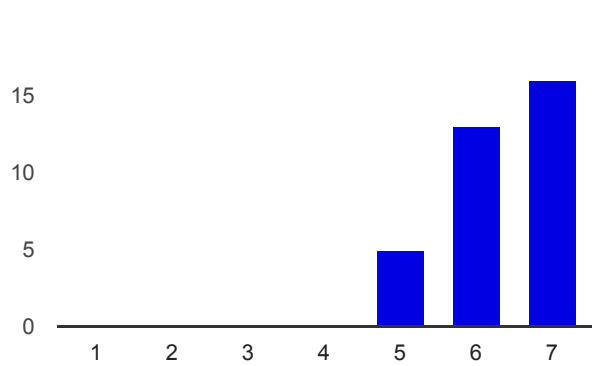
# 36 responses

[View all responses](#)

## Summary

### Delegates Feedback 4th Manchester Dysphagia, TNO & Balloon Dilatation Course 14th Mar 2018

The aims of the meeting were well-defined



Poor: 1	0	0%
2	0	0%
3	0	0%
4	0	0%
5	5	14.7%
6	13	38.2%
Excellent: 7	16	47.1%

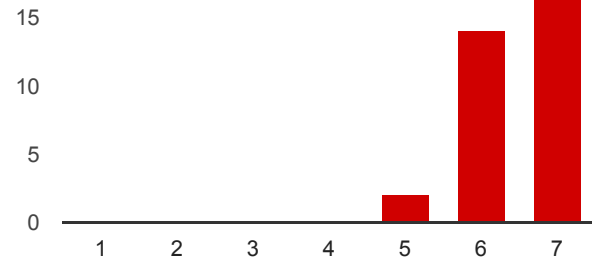
The defined aims of the meeting were achieved



Poor: 1	0	0%
2	0	0%
3	0	0%
4	0	0%

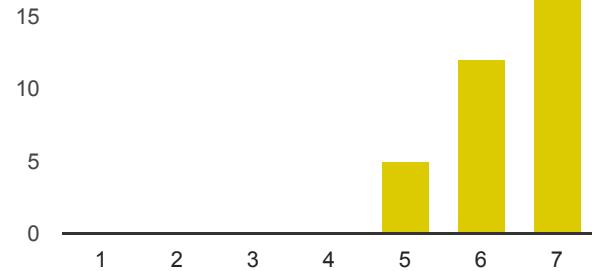
5	<b>4</b>	12.1%
6	<b>13</b>	39.4%
Excellent: 7	<b>16</b>	48.5%

**The meeting was well organised**



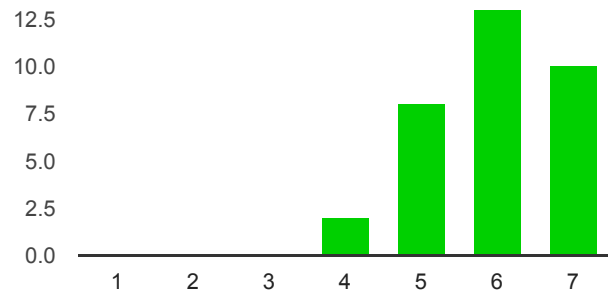
Poor: 1	<b>0</b>	0%
2	<b>0</b>	0%
3	<b>0</b>	0%
4	<b>0</b>	0%
5	<b>2</b>	5.9%
6	<b>14</b>	41.2%
Excellent: 7	<b>18</b>	52.9%

**The course fulfilled my educational requirements**



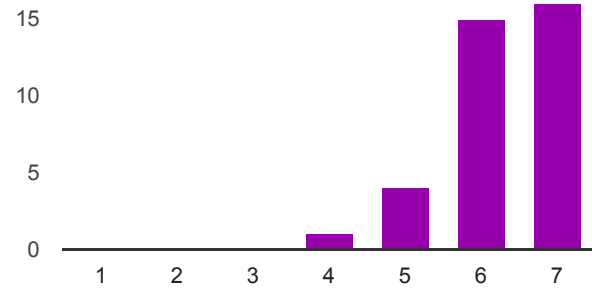
Poor: 1	<b>0</b>	0%
2	<b>0</b>	0%
3	<b>0</b>	0%
4	<b>0</b>	0%
5	<b>5</b>	14.7%
6	<b>12</b>	35.3%
Excellent: 7	<b>17</b>	50%

### Algorithm in diagnosis & treatment of reflux- AM



Poor: 1	0	0%
2	0	0%
3	0	0%
4	2	6.1%
5	8	24.2%
6	13	39.4%
Excellent: 7	10	30.3%

### Technique & indications of TNO in outpatient- YK



Poor: 1	0	0%
2	0	0%
3	0	0%
4	1	2.8%
5	4	11.1%
6	15	41.7%
Excellent: 7	16	44.4%

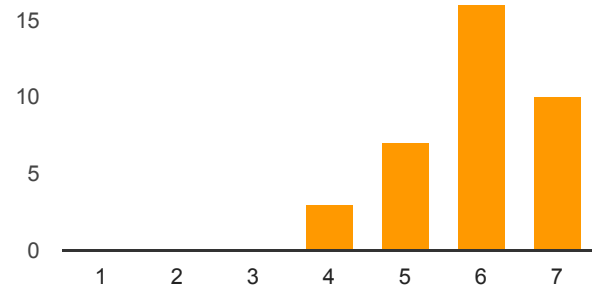
### Advanced applications of TNO - YK



Poor: 1	0	0%
2	0	0%
3	0	0%
4	1	2.8%

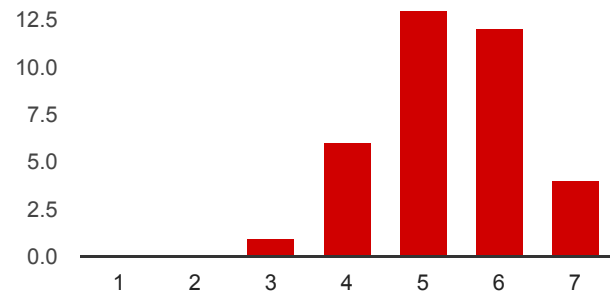
5	<b>6</b>	16.7%
6	<b>13</b>	36.1%
Excellent: 7	<b>16</b>	44.4%

**Evolution in management of pharyngeal pouch: MW**



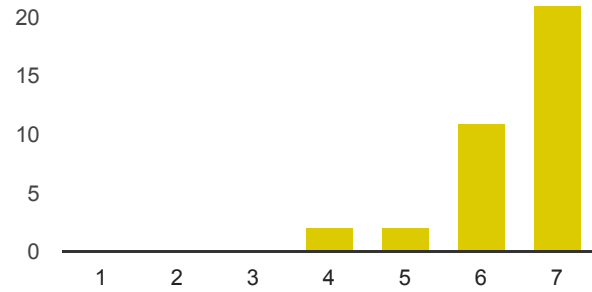
Poor: 1	<b>0</b>	0%
2	<b>0</b>	0%
3	<b>0</b>	0%
4	<b>3</b>	8.3%
5	<b>7</b>	19.4%
6	<b>16</b>	44.4%
Excellent: 7	<b>10</b>	27.8%

**Barium swallow: What the ENT surgeon wants to know: KU**



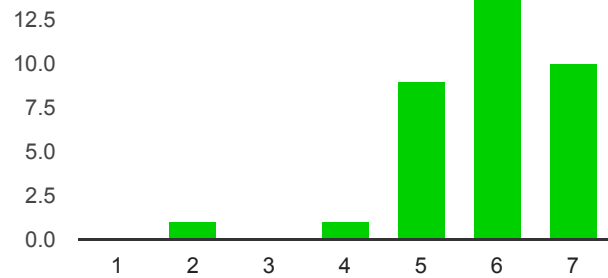
Poor: 1	<b>0</b>	0%
2	<b>0</b>	0%
3	<b>1</b>	2.8%
4	<b>6</b>	16.7%
5	<b>13</b>	36.1%
6	<b>12</b>	33.3%
Excellent: 7	<b>4</b>	11.1%

**From Barretts to oesophageal neoplasia: AL**



Poor: 1	0	0%
2	0	0%
3	0	0%
4	2	5.6%
5	2	5.6%
6	11	30.6%
Excellent: 7	21	58.3%

**Botox injection for cricopharyngeal dysfunction: LH**



Poor: 1	0	0%
2	1	2.9%
3	0	0%
4	1	2.9%
5	9	25.7%
6	14	40%
Excellent: 7	10	28.6%

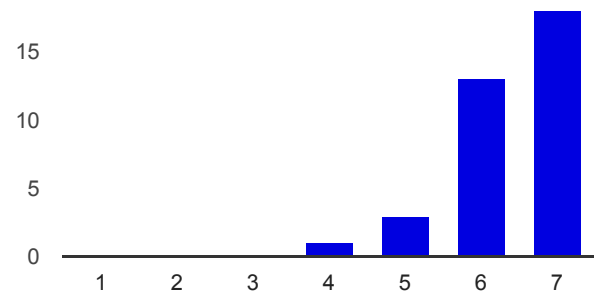
**Laryngeal suspension surgery for dysphagia: HM**



Poor: 1	0	0%
2	0	0%
3	0	0%
4	1	2.9%

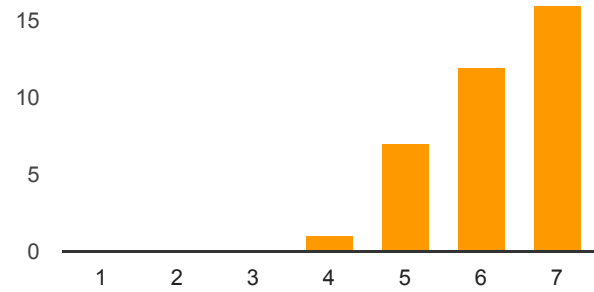
	5	3	8.6%
	6	17	48.6%
Excellent:	7	14	40%

### Hands-on TNO & Balloon Dilatation Techniques



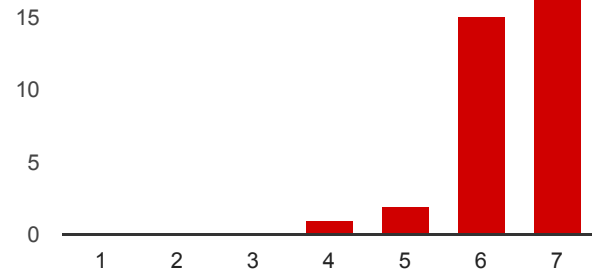
Poor:	1	0	0%
	2	0	0%
	3	0	0%
	4	1	2.9%
	5	3	8.6%
	6	13	37.1%
Excellent:	7	18	51.4%

### Venue of the meeting



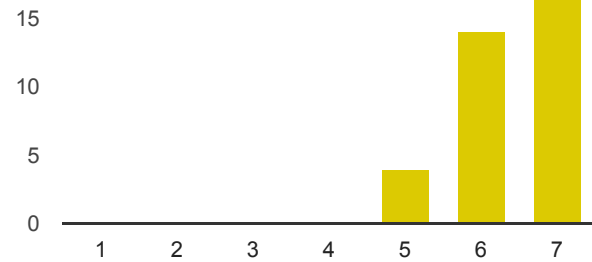
Poor:	1	0	0%
	2	0	0%
	3	0	0%
	4	1	2.8%
	5	7	19.4%
	6	12	33.3%
Excellent:	7	16	44.4%

### Overall score of the meeting



Poor: 1	0	0%
2	0	0%
3	0	0%
4	1	2.9%
5	2	5.7%
6	15	42.9%
Excellent: 7	17	48.6%

### The course will improve my practice



Poor: 1	0	0%
2	0	0%
3	0	0%
4	0	0%
5	4	11.1%
6	14	38.9%
Excellent: 7	18	50%

### What I have gained from this meeting will benefit my patients



Poor: 1	0	0%
2	0	0%
3	0	0%
4	1	2.8%

5	4	11.1%
6	14	38.9%
Excellent: 7	17	47.2%

### Additional comments

Thank you. Great course

Comprehensive (than I expected). Succinct talks. I thoroughly enjoyed and learnt a lot. It certainly is going to improve my patient care and hopefully improve their suffering

I have attended this course as an add-on with the voice course upcoming days; mostly for the lectures; not to perform TNO itself. Interesting anyway; presentations good.

Good Course

Conference located at a difficult place to reach in the morning.

Thank you

Venue with car parking facilities would have been better. Felt afternoon session was too long. Common pathologies seen in oesophagus rather than focus on barretts alone would have been usefull. Thank you for organisation of course in particular Tracy Bend efficient and lovely manner  
Excellent course overall. Full credit to Yakubu. Well done Yakubu. May be should have a SHO/Trust doctor to help him with mic/other computer switch over for talks.The mic system should have a trial before the course( stopped in Radiology talk). Mr L should keep to time as he talk more of ca oesophagus which is not in main talk of TNO course. No need to discuss managment of ca- Keep focused to TNO only please. Worth considering to get speakers like Prof Vin Paleri to show role of TNO in pre & post op conditions of oro/laryngopharyngeal cancers etcv. Overall A star for course. Thanks.

Practical hands-on, tips and difficulties

Would love to have the videos on memory stick as well.

Good course, interesting speeches and topics. Good case review and access to equipment. Doing a live surgery link will be useful and possibly to this if venue was in hospital. Is it possible to start at 08.30 to allow for travel time and a venue with onsite parking is always helpful. The barium swallow lecture would be useful to have analysis in a dynamic video in conjunction with videofluoroscopy or a speech and language therapist present would have added to this. Still images of subtle changes doesn't always have the desired impact of keeping up audience engagement.



Alan Li very dynamic and engagement. Certainly expressed his points very well. Good presentations.

Excellent course, very beneficial & organised. I would like to have a lecture of different oesophageal pathologies.

Thanks for your useful course and teaching

Excellent balance between practical & theoretical. Great Faculty. Good set up. Fantastic course

A bit too long the hands-on training

Minor issue that projection is not that bright which impacted on the quality of the videos

Very approachable faculty and very knowledgeable. Good use of audiovisual aids. Excellent course. I would like a clarification please on; 1.

Whether JAG is necessary. (Sounds like the consensus is no). 2. Does the faculty use a disclaimer type comment to their TNO patients or on the TNO consent form that 'we are not gastroenterologist and if a subtle lesion is missed then the ENT department and the hospital will not take responsibility'. I am still unclear on the above so would be grateful if the faculty member/ Yakubu Karagama could email me re-above. Thank very much again. Brilliant Course !

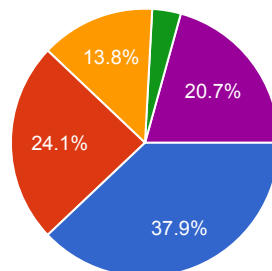
Very well organised. Excellent course

This course gave a very good well round synopsis of dysphagia. I particularly enjoyed the involvement of allied specialties. Knowledgeable faculty and reps. Good use of clinical cases and videos throughout the course to substantiate learning points

Excellent conference. Very interesting and informative. Good chance to network with other ENT sites. Practical session very helpful

The hands-on section would be better if we use biopsy, injection and insuflation

### Your grade



Consultant	11	37.9%
SAS	7	24.1%
SpR	4	13.8%
SHO	1	3.4%
Others	6	20.7%

### Number of daily responses

