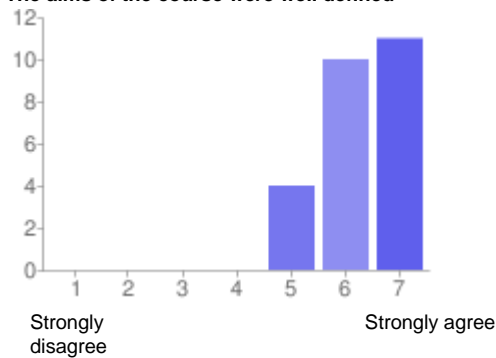


2nd Manchester International Phonosurgery Course 15 Oct 2011

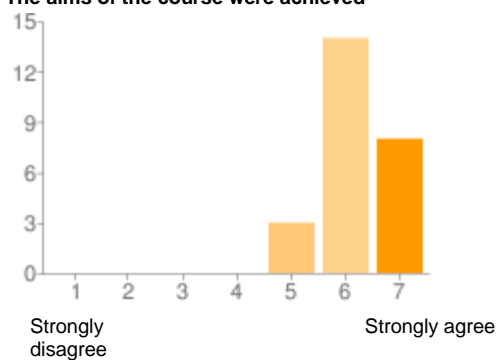
25 responses

The aims of the course were well defined



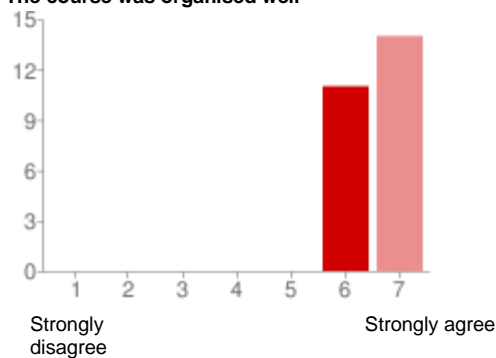
1 - Strongly disagree	0	0%
2	0	0%
3	0	0%
4	0	0%
5	4	16%
6	10	40%
7 - Strongly agree	11	44%

The aims of the course were achieved



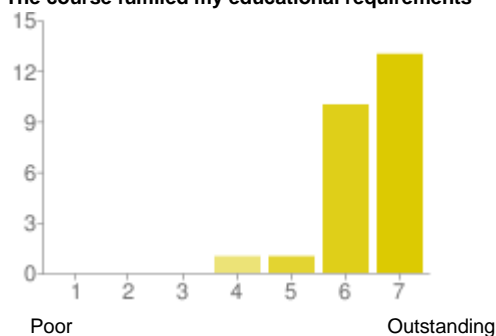
1 - Strongly disagree	0	0%
2	0	0%
3	0	0%
4	0	0%
5	3	12%
6	14	56%
7 - Strongly agree	8	32%

The course was organised well



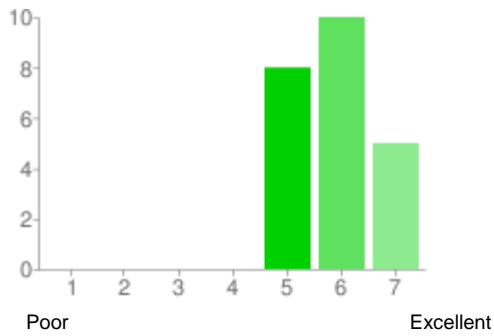
1 - Strongly disagree	0	0%
2	0	0%
3	0	0%
4	0	0%
5	0	0%
6	11	44%
7 - Strongly agree	14	56%

The course fulfilled my educational requirements



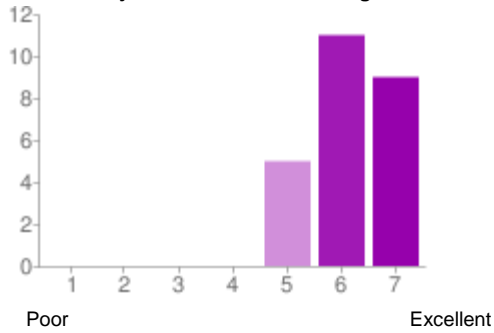
1 - Poor	0	0%
2	0	0%
3	0	0%
4	1	4%
5	1	4%
6	10	40%
7 - Outstanding	13	52%

Role of the speech therapist - F Ascott



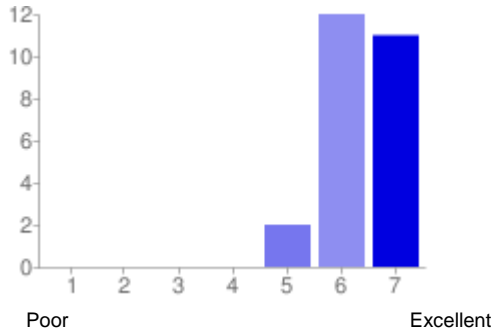
1 - Poor	0	0%
2	0	0%
3	0	0%
4	0	0%
5	8	35%
6	10	43%
7 - Excellent	5	22%

Vocal fold injection materials - Y Karagama



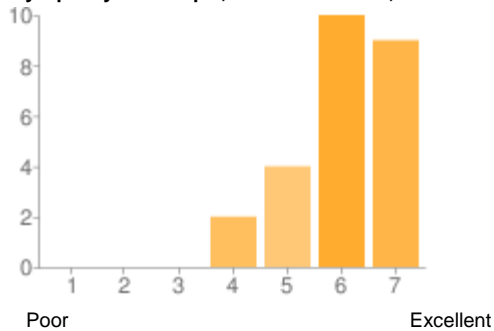
1 - Poor	0	0%
2	0	0%
3	0	0%
4	0	0%
5	5	20%
6	11	44%
7 - Excellent	9	36%

Transcutaneous and transoral vocal fold medialisation - Y Karagama



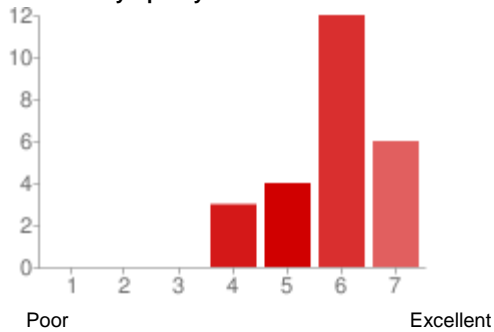
1 - Poor	0	0%
2	0	0%
3	0	0%
4	0	0%
5	2	8%
6	12	48%
7 - Excellent	11	44%

Thyroplasty: technique, lessons learned, limitation - J Wilson



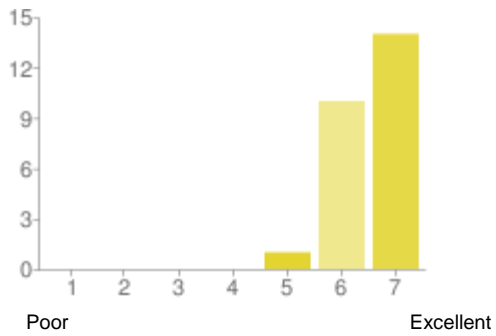
1 - Poor	0	0%
2	0	0%
3	0	0%
4	2	8%
5	4	16%
6	10	40%
7 - Excellent	9	36%

Permacol thyroplasty - P Jones



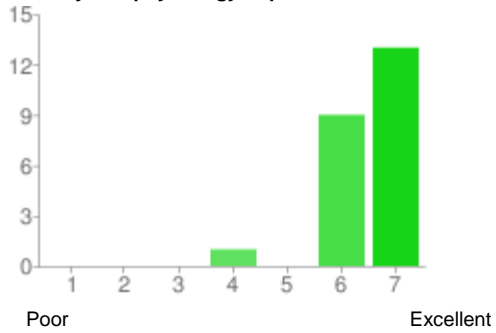
1 - Poor	0	0%
2	0	0%
3	0	0%
4	3	12%
5	4	16%
6	12	48%
7 - Excellent	6	24%

Revision thyroplasty, arytenoid adduction, cricothyroid approximation, lateralisation, relaxation thyroplasty - M Mahieu



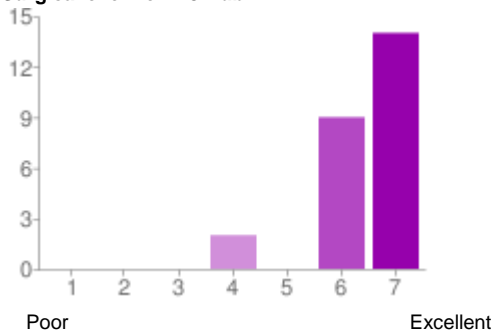
1 - Poor	0	0%
2	0	0%
3	0	0%
4	0	0%
5	1	4%
6	10	40%
7 - Excellent	14	56%

Anatomy and physiology of phonation - J Rubin



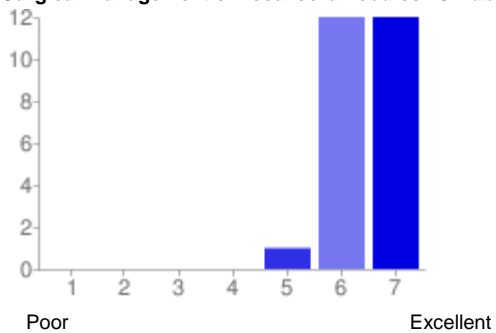
1 - Poor	0	0%
2	0	0%
3	0	0%
4	1	4%
5	0	0%
6	9	39%
7 - Excellent	13	57%

Surgical overview - J Rubin



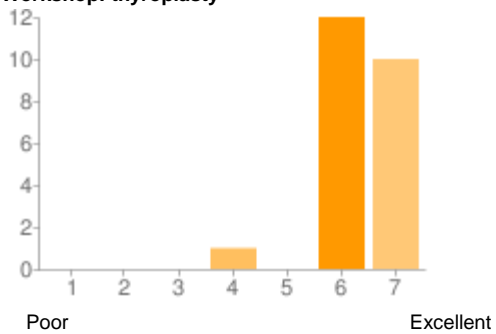
1 - Poor	0	0%
2	0	0%
3	0	0%
4	2	8%
5	0	0%
6	9	36%
7 - Excellent	14	56%

Surgical management of vocal cord nodules - J Rubin



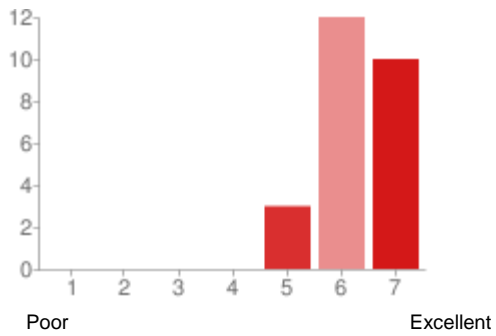
1 - Poor	0	0%
2	0	0%
3	0	0%
4	0	0%
5	1	4%
6	12	48%
7 - Excellent	12	48%

Workshop: thyroplasty



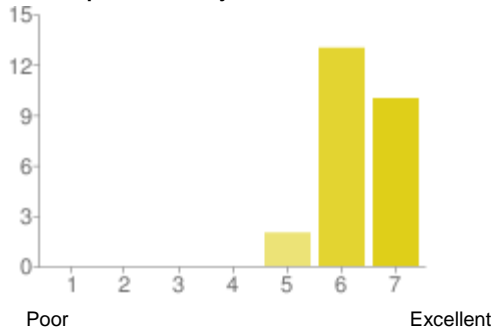
1 - Poor	0	0%
2	0	0%
3	0	0%
4	1	4%
5	0	0%
6	12	52%
7 - Excellent	10	43%

Workshop: transcutaneous injection



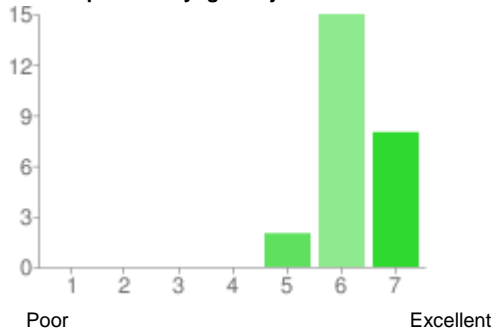
1 - Poor	0	0%
2	0	0%
3	0	0%
4	0	0%
5	3	12%
6	12	48%
7 - Excellent	10	40%

Workshop: transoral injection



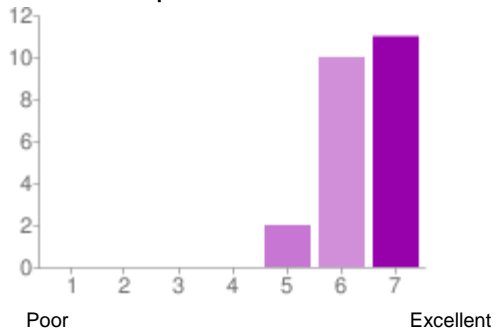
1 - Poor	0	0%
2	0	0%
3	0	0%
4	0	0%
5	2	8%
6	13	52%
7 - Excellent	10	40%

Workshop: endolaryngeal injection



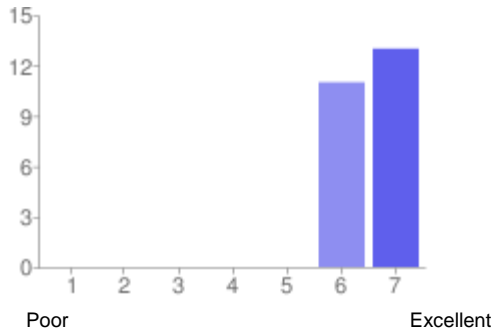
1 - Poor	0	0%
2	0	0%
3	0	0%
4	0	0%
5	2	8%
6	15	60%
7 - Excellent	8	32%

Overall workshop score



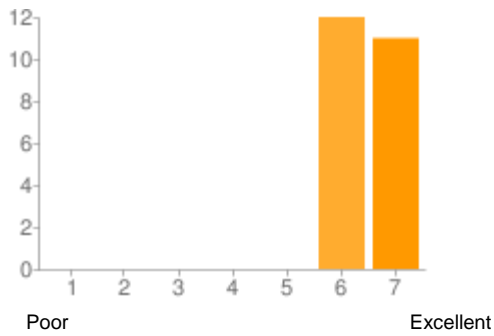
1 - Poor	0	0%
2	0	0%
3	0	0%
4	0	0%
5	2	9%
6	10	43%
7 - Excellent	11	48%

Venue



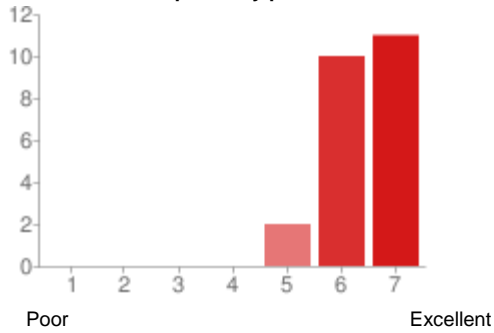
1 - Poor	0	0%
2	0	0%
3	0	0%
4	0	0%
5	0	0%
6	11	46%
7 - Excellent	13	54%

Overall course score



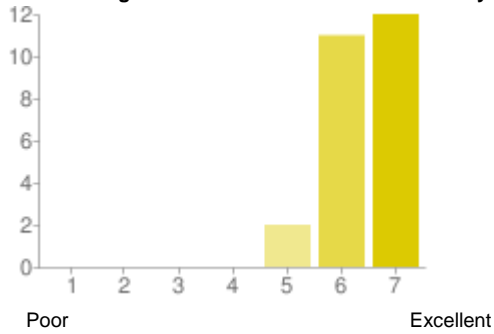
1 - Poor	0	0%
2	0	0%
3	0	0%
4	0	0%
5	0	0%
6	12	52%
7 - Excellent	11	48%

The course will improve my practice



1 - Poor	0	0%
2	0	0%
3	0	0%
4	0	0%
5	2	9%
6	10	43%
7 - Excellent	11	48%

What I have gained from this course will benefit my patients



1 - Poor	0	0%
2	0	0%
3	0	0%
4	0	0%
5	2	8%
6	11	44%
7 - Excellent	12	48%

Grade

Consultant	9	36%
SAS	5	20%
Registrar	6	24%
SHO-equivalent	2	8%
Other	3	12%

Additional comments

Highly recommend course
 Excellent day. Well organised. Extremely approachable, knowledgeable and helpful faculty.
 Good meeting. Perhaps some practical between talks would be better than all talks first.
 Well organised. Congratulations. Hands-on workshop excellent.
 Perhaps a bit more on S.D. and also the role of in-office lasers (PDL etc) for benign v.f. lesions.
 Excellent course. Well thought out and a lot of effort by organisers. Bravo!